

ROSETTE

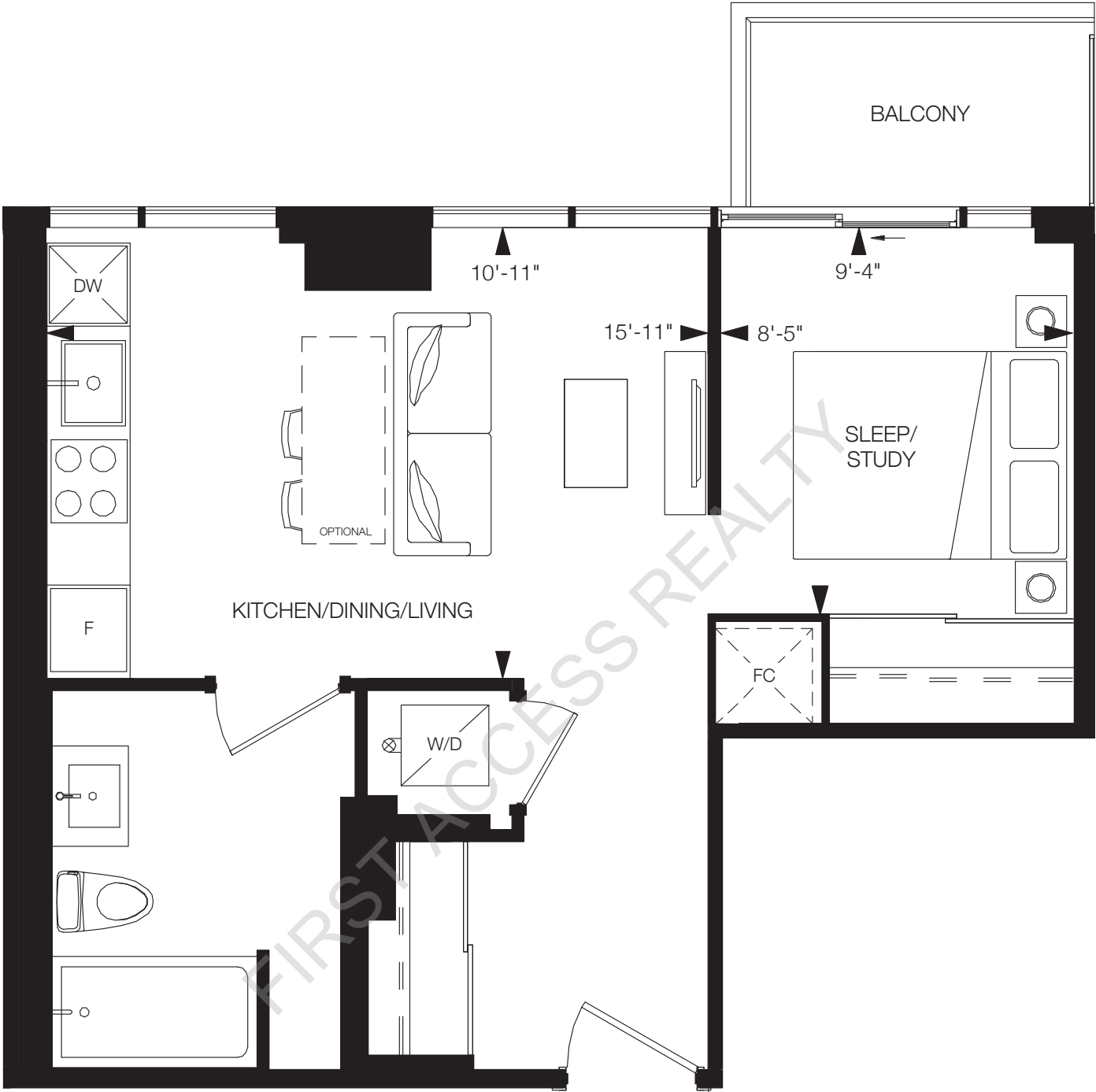
CHROME

Studio, 1 Bathroom

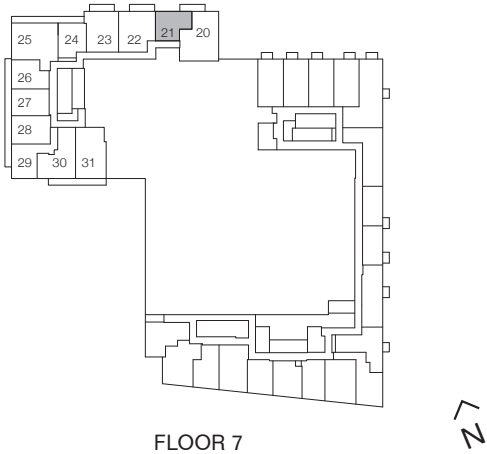
Interior: 484 sq.ft.

Exterior: 43 sq.ft.

Total: 527 sq.ft.



TOWER C



All drawings, illustrations, renderings, and views from (or of) proposed buildings shown on any brochures, advertisements, scale models, and/or marketing materials are conceptual artist's renderings only and the vendor makes no representation or warranty relating to same. Any stated areas and/or dimensions shown are approximate only and subject to normal construction variances. Actual usable floor space may vary from any stated or depicted floor area and the unit shall be measured in accordance with the provisions set out in HCRA Directive - Floor Area Calculations. Any and all measurements and/or specifications are subject to change without notice. Without limiting the foregoing, the purchaser is advised that the design, finishes, and specifications of the balcony appurtenant to the unit may vary from the design and/or finishes shown on the marketing drawing, depending on the location of the unit being purchased within the key plan and the building, and the purchaser expressly acknowledges and consents to such variation. The layout of the suite may be reversed depending on the location of the unit within the project. Any furniture depicted is for illustration purposes only and does not necessarily reflect the fixtures, finishes, appliances, and/or electrical plan of the unit and is not included in the purchase price. The view from or through the windows to the exterior may be partially obstructed by materials affixed to the exterior cladding of the building as part of an overall design element and/or interior structural columns that may be required pursuant to the recommendations of the project's engineers. Ceiling heights are subject to bulkheads, exposed ducts, dropped ceilings and structural beams, as applicable pursuant to the plans. All features and finishes are subject to change without notice. E.&O.E. March, 2025.

ROSETTE-1

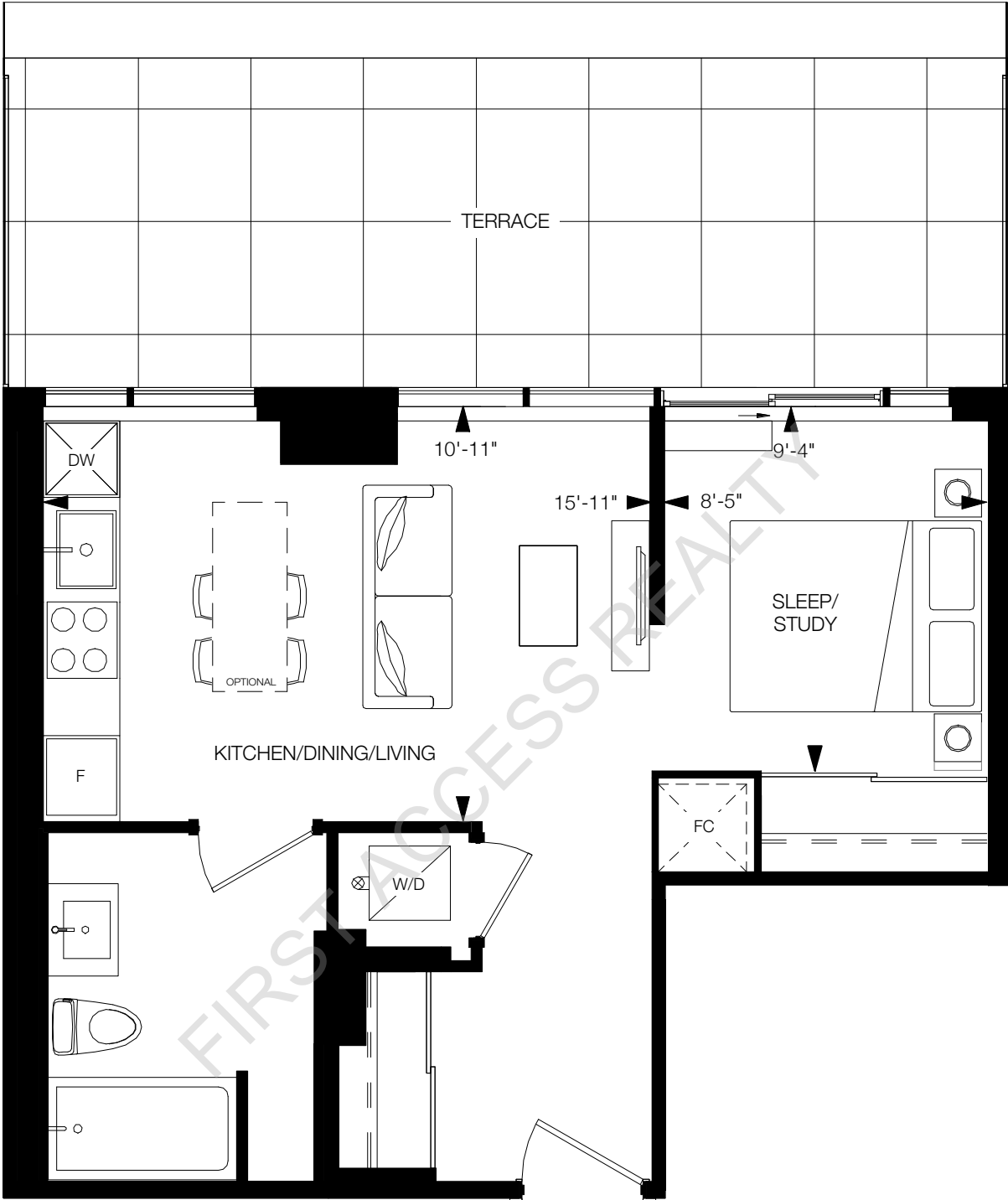
CHROME

Studio, 1 Bathroom

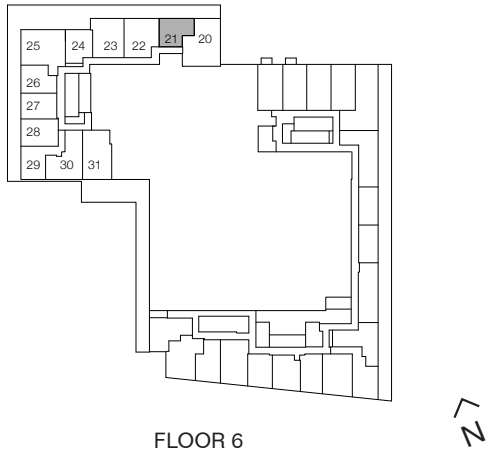
Interior: 484 sq.ft.

Exterior: 227 sq.ft.

Total: 711 sq.ft.



TOWER C

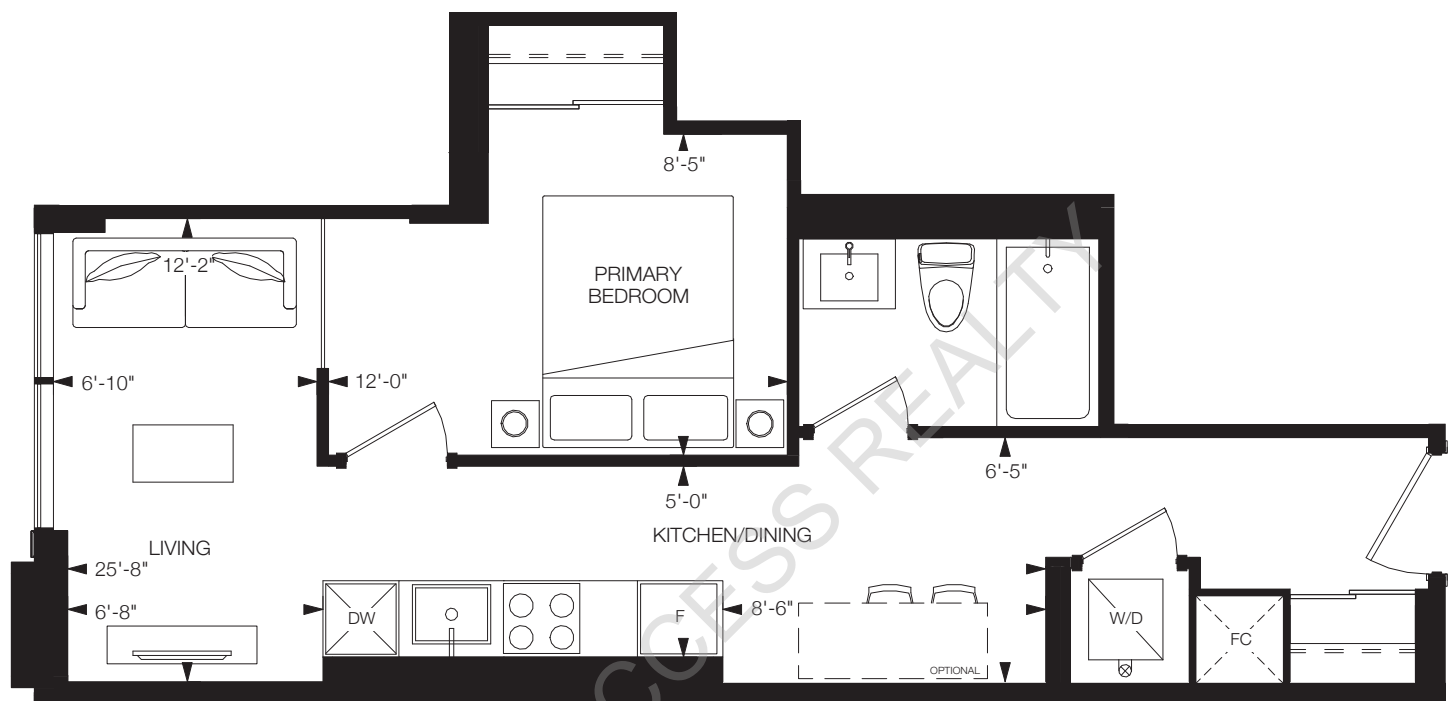


All drawings, illustrations, renderings, and views from (or of) proposed buildings shown on any brochures, advertisements, scale models, and/or marketing materials are conceptual artist's renderings only and the vendor makes no representation or warranty relating to same. Any stated areas and/or dimensions shown are approximate only and subject to normal construction variances. Actual usable floor space may vary from any stated or depicted floor area and the unit shall be measured in accordance with the provisions set out in HCRA Directive - Floor Area Calculations. Any and all measurements and/or specifications are subject to change without notice. Without limiting the foregoing, the purchaser is advised that the design, finishes, and specifications of the balcony appurtenant to the unit may vary from the design and/or finishes shown on the marketing drawing, depending on the location of the unit being purchased within the key plan and the building, and the purchaser expressly acknowledges and consents to such variation. The layout of the suite may be reversed depending on the location of the unit within the project. Any furniture depicted is for illustration purposes only and does not necessarily reflect the fixtures, finishes, appliances, and/or electrical plan of the unit and is not included in the purchase price. The view from or through the windows to the exterior may be partially obstructed by materials affixed to the exterior cladding of the building as part of an overall design element and/or interior structural columns that may be required pursuant to the recommendations of the project's engineers. Ceiling heights are subject to bulkheads, exposed ducts, dropped ceilings and structural beams, as applicable pursuant to the plans. All features and finishes are subject to change without notice. E.&O.E. March, 2025.

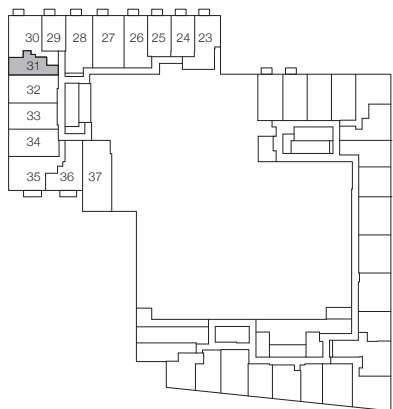
# GRADIN

# CHROME

1 Bedroom, 1 Bathroom  
Interior: 475 sq.ft.  
Total: 475 sq.ft.



## TOWER C



FLOORS 3 - 5



All drawings, illustrations, renderings, and views from (or of) proposed buildings shown on any brochures, advertisements, scale models, and/or marketing materials are conceptual artist's renderings only and the vendor makes no representation or warranty relating to same. Any stated areas and/or dimensions shown are approximate only and subject to normal construction variances. Actual usable floor space may vary from any stated or depicted floor area and the unit shall be measured in accordance with the provisions set out in HCRA Directive - Floor Area Calculations. Any and all measurements and/or specifications are subject to change without notice. Without limiting the foregoing, the purchaser is advised that the design, finishes, and specifications of the balcony appurtenant to the unit may vary from the design and/or finishes shown on the marketing drawing, depending on the location of the unit being purchased within the key plan and the building, and the purchaser expressly acknowledges and consents to such variation. The layout of the suite may be reversed depending on the location of the unit within the project. Any furniture depicted is for illustration purposes only and does not necessarily reflect the fixtures, finishes, appliances, and/or electrical plan of the unit and is not included in the purchase price. The view from or through the windows to the exterior may be partially obstructed by materials affixed to the exterior cladding of the building as part of an overall design element and/or interior structural columns that may be required pursuant to the recommendations of the project's engineers. Ceiling heights are subject to bulkheads, exposed ducts, dropped ceilings and structural beams, as applicable pursuant to the plans. All features and finishes are subject to change without notice. E.&O.E. March, 2025.

ROTUNDA

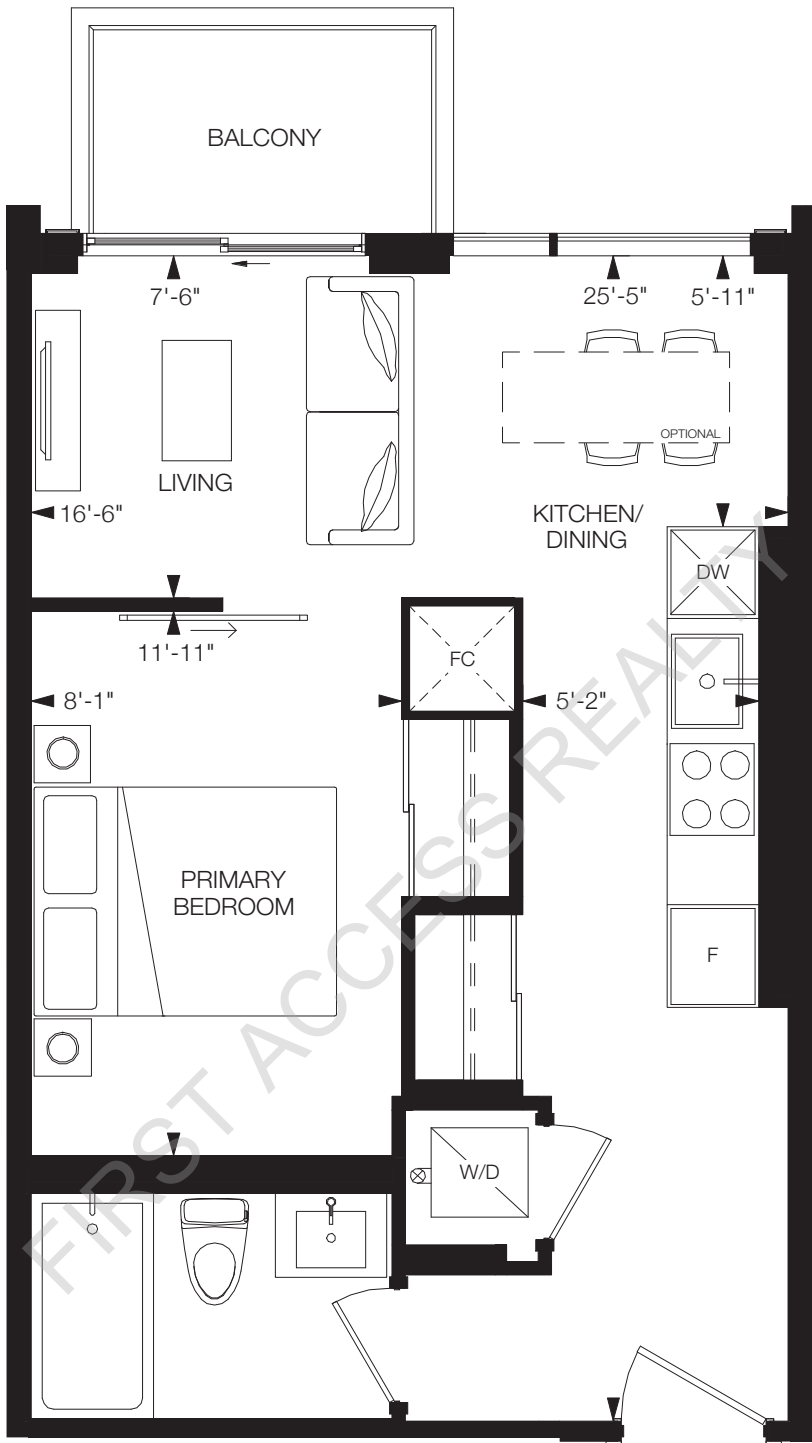
CHROME

1 Bedroom, 1 Bathroom

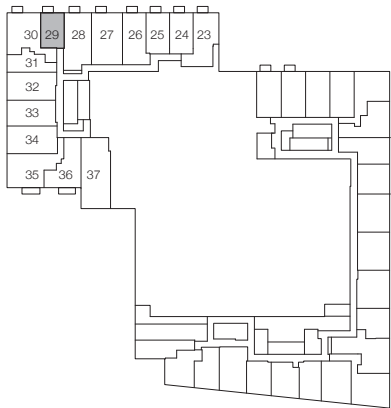
Interior: 464 sq.ft.

Exterior: 41 sq.ft.

Total: 505 sq.ft.



TOWER C



FLOORS 3 - 5

All drawings, illustrations, renderings, and views from (or of) proposed buildings shown on any brochures, advertisements, scale models, and/or marketing materials are conceptual artist's renderings only and the vendor makes no representation or warranty relating to same. Any stated areas and/or dimensions shown are approximate only and subject to normal construction variances. Actual usable floor space may vary from any stated or depicted floor area and the unit shall be measured in accordance with the provisions set out in HCRA Directive - Floor Area Calculations. Any and all measurements and/or specifications are subject to change without notice. Without limiting the foregoing, the purchaser is advised that the design, finishes, and specifications of the balcony appurtenant to the unit may vary from the design and/or finishes shown on the marketing drawing, depending on the location of the unit being purchased within the key plan and the building, and the purchaser expressly acknowledges and consents to such variation. The layout of the suite may be reversed depending on the location of the unit within the project. Any furniture depicted is for illustration purposes only and does not necessarily reflect the fixtures, finishes, appliances, and/or electrical plan of the unit and is not included in the purchase price. The view from or through the windows to the exterior may be partially obstructed by materials affixed to the exterior cladding of the building as part of an overall design element and/or interior structural columns that may be required pursuant to the recommendations of the project's engineers. Ceiling heights are subject to bulkheads, exposed ducts, dropped ceilings and structural beams, as applicable pursuant to the plans. All features and finishes are subject to change without notice. E.&O.E. March, 2025.



REFINE-1

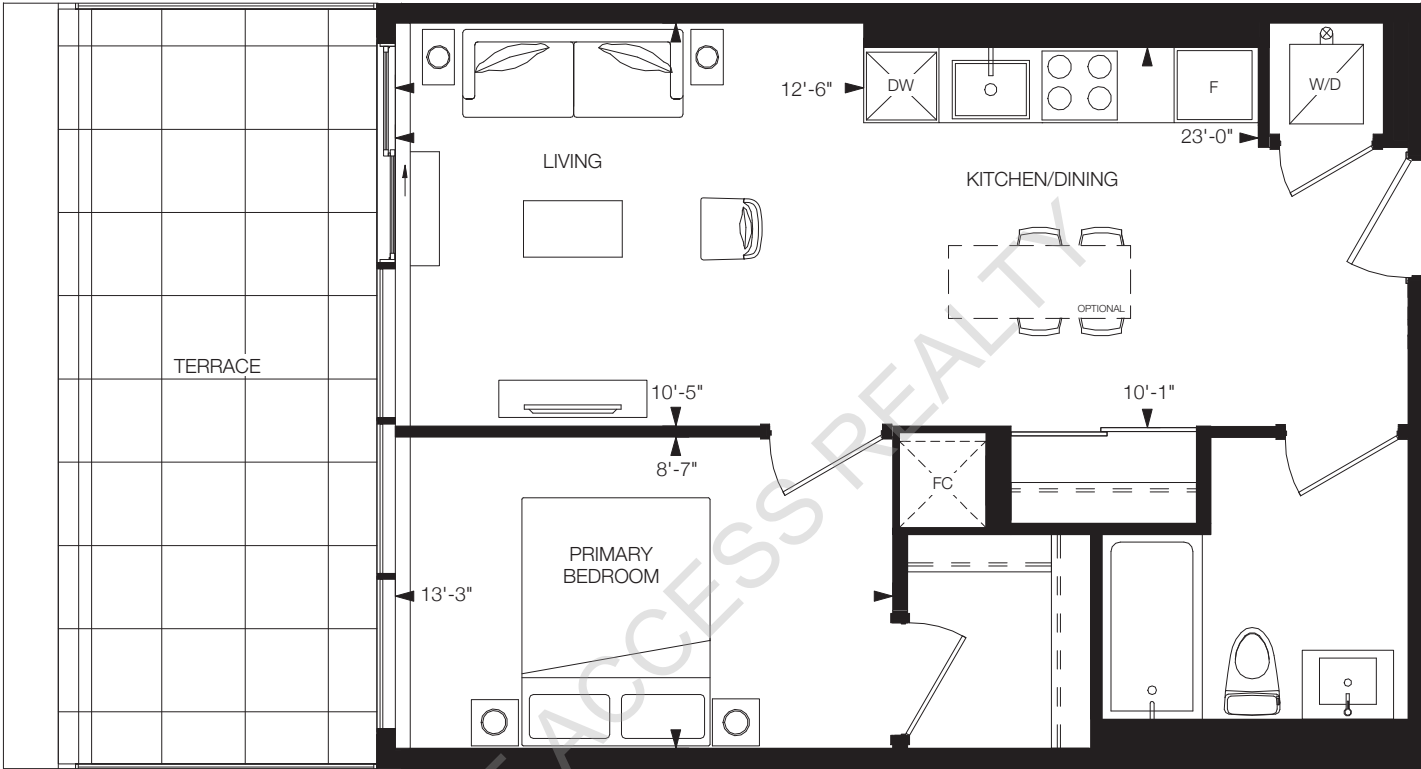
CHROME

1 Bedroom, 1 Bathroom

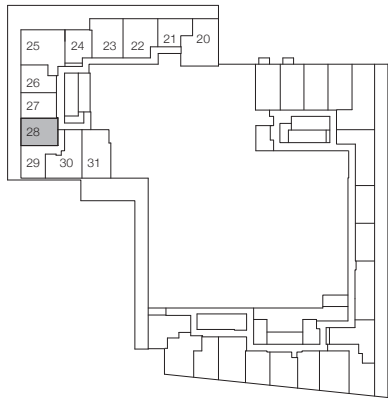
Interior: 568 sq.ft.

Exterior: 172 sq.ft.

Total: 740 sq.ft.



TOWER C



FLOOR 6



All drawings, illustrations, renderings, and views from (or of) proposed buildings shown on any brochures, advertisements, scale models, and/or marketing materials are conceptual artist's renderings only and the vendor makes no representation or warranty relating to same. Any stated areas and/or dimensions shown are approximate only and subject to normal construction variances. Actual usable floor space may vary from any stated or depicted floor area and the unit shall be measured in accordance with the provisions set out in HCRA Directive - Floor Area Calculations. Any and all measurements and/or specifications are subject to change without notice. Without limiting the foregoing, the purchaser is advised that the design, finishes, and specifications of the balcony appurtenant to the unit may vary from the design and/or finishes shown on the marketing drawing, depending on the location of the unit being purchased within the key plan and the building, and the purchaser expressly acknowledges and consents to such variation. The layout of the suite may be reversed depending on the location of the unit within the project. Any furniture depicted is for illustration purposes only and does not necessarily reflect the fixtures, finishes, appliances, and/or electrical plan of the unit and is not included in the purchase price. The view from or through the windows to the exterior may be partially obstructed by materials affixed to the exterior cladding of the building as part of an overall design element and/or interior structural columns that may be required pursuant to the recommendations of the project's engineers. Ceiling heights are subject to bulkheads, exposed ducts, dropped ceilings and structural beams, as applicable pursuant to the plans. All features and finishes are subject to change without notice. E.&O.E. March, 2025.

ELEVATE-1

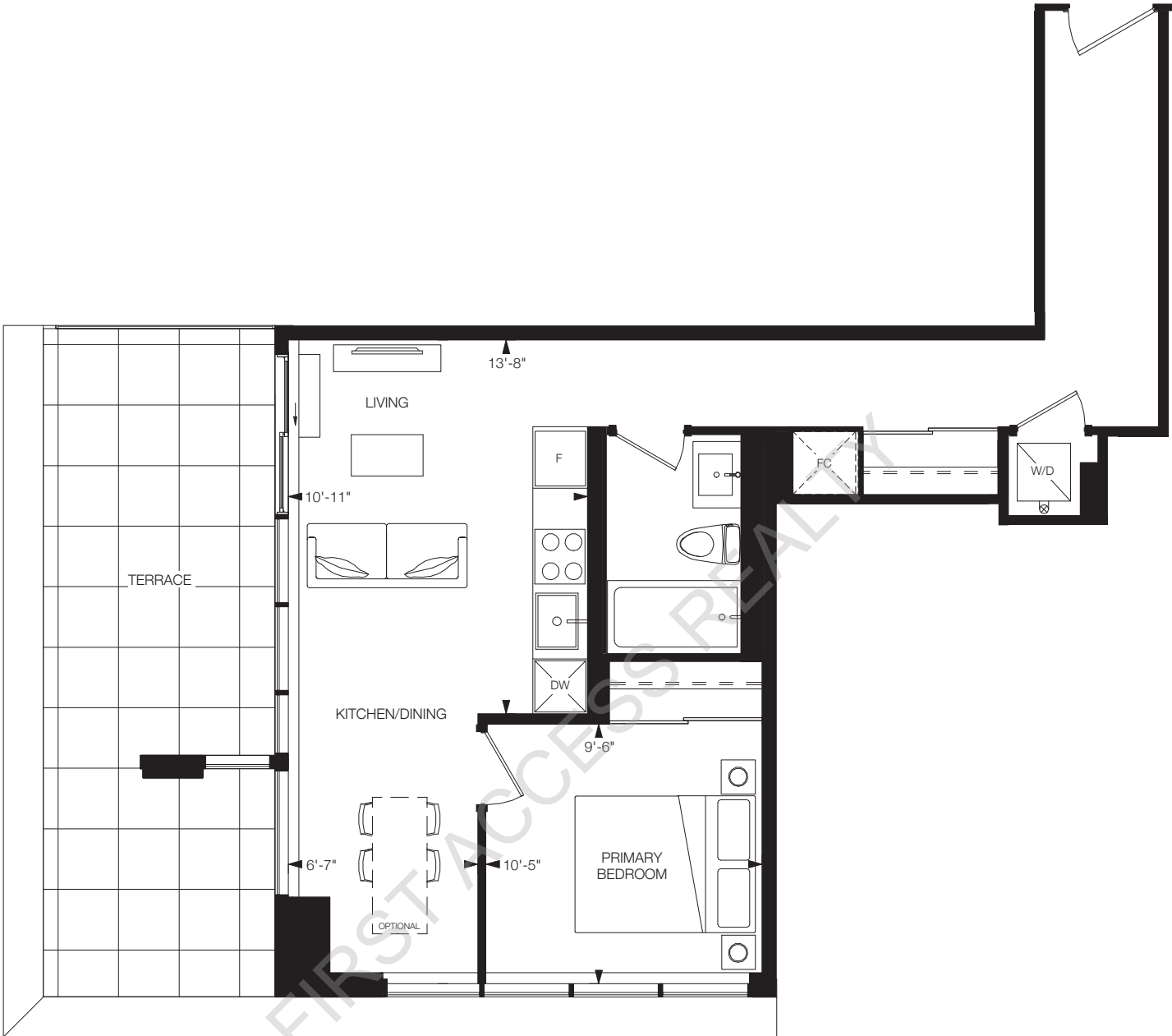
CHROME

1 Bedroom, 1 Bathroom

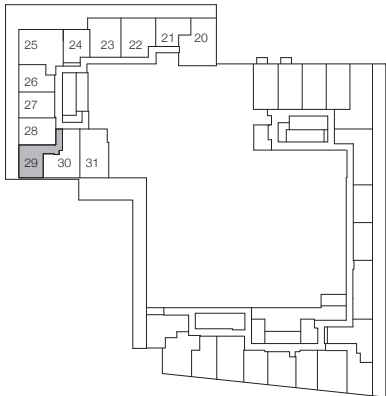
Interior: 604 sq.ft.

Exterior: 208 sq.ft.

Total: 812 sq.ft.



TOWER C



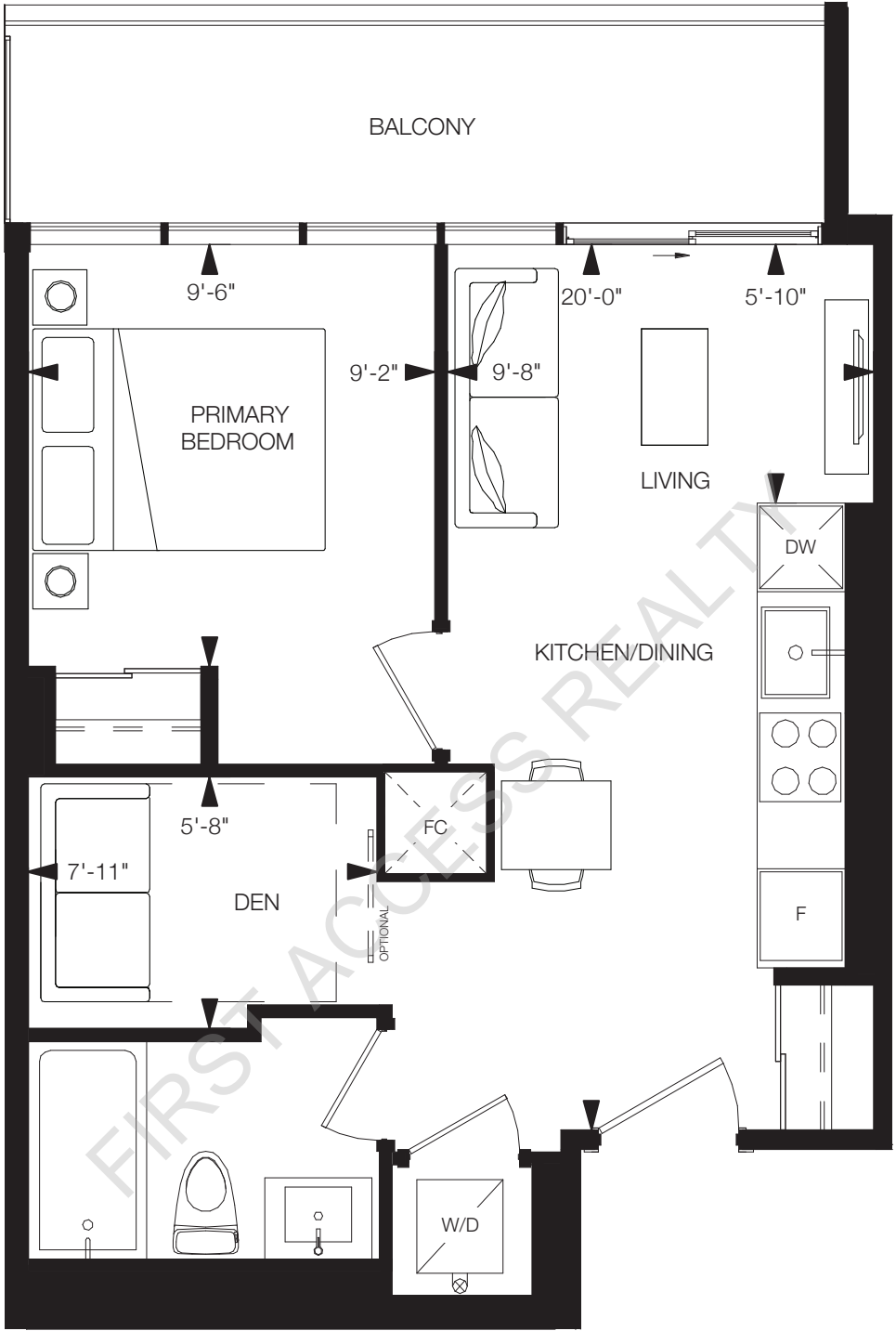
FLOOR 6

All drawings, illustrations, renderings, and views from (or of) proposed buildings shown on any brochures, advertisements, scale models, and/or marketing materials are conceptual artist's renderings only and the vendor makes no representation or warranty relating to same. Any stated areas and/or dimensions shown are approximate only and subject to normal construction variances. Actual usable floor space may vary from any stated or depicted floor area and the unit shall be measured in accordance with the provisions set out in HCRA Directive - Floor Area Calculations. Any and all measurements and/or specifications are subject to change without notice. Without limiting the foregoing, the purchaser is advised that the design, finishes, and specifications of the balcony appurtenant to the unit may vary from the design and/or finishes shown on the marketing drawing, depending on the location of the unit being purchased within the key plan and the building, and the purchaser expressly acknowledges and consents to such variation. The layout of the suite may be reversed depending on the location of the unit within the project. Any furniture depicted is for illustration purposes only and does not necessarily reflect the fixtures, finishes, appliances, and/or electrical plan of the unit and is not included in the purchase price. The view from or through the windows to the exterior may be partially obstructed by materials affixed to the exterior cladding of the building as part of an overall design element and/or interior structural columns that may be required pursuant to the recommendations of the project's engineers. Ceiling heights are subject to bulkheads, exposed ducts, dropped ceilings and structural beams, as applicable pursuant to the plans. All features and finishes are subject to change without notice. E.&O.E. March, 2025.

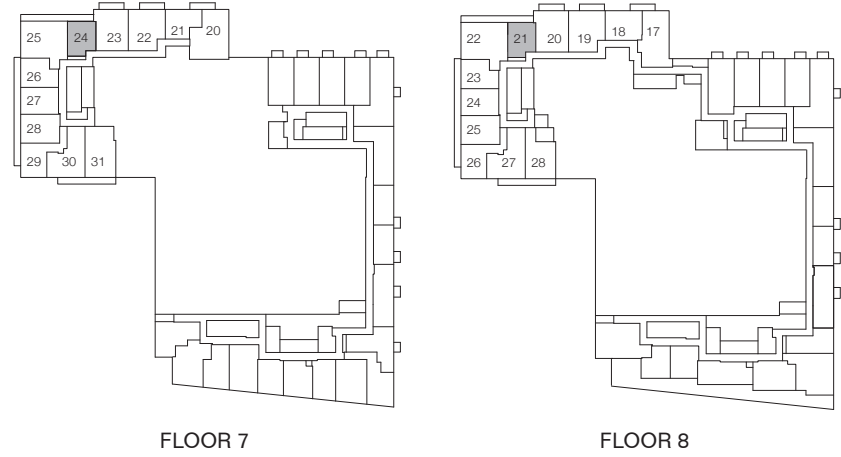
# ALFIZ

# CHROME

1 Bedroom + Den, 1 Bathroom  
Interior: 475 sq.ft.  
Exterior: 91 sq.ft.  
Total: 566 sq.ft.



## TOWER C



All drawings, illustrations, renderings, and views from (or of) proposed buildings shown on any brochures, advertisements, scale models, and/or marketing materials are conceptual artist's renderings only and the vendor makes no representation or warranty relating to same. Any stated areas and/or dimensions shown are approximate only and subject to normal construction variances. Actual usable floor space may vary from any stated or depicted floor area and the unit shall be measured in accordance with the provisions set out in HCRA Directive - Floor Area Calculations. Any and all measurements and/or specifications are subject to change without notice. Without limiting the foregoing, the purchaser is advised that the design, finishes, and specifications of the balcony appurtenant to the unit may vary from the design and/or finishes shown on the marketing drawing, depending on the location of the unit being purchased within the key plan and the building, and the purchaser expressly acknowledges and consents to such variation. The layout of the suite may be reversed depending on the location of the unit within the project. Any furniture depicted is for illustration purposes only and does not necessarily reflect the fixtures, finishes, appliances, and/or electrical plan of the unit and is not included in the purchase price. The view from or through the windows to the exterior may be partially obstructed by materials affixed to the exterior cladding of the building as part of an overall design element and/or interior structural columns that may be required pursuant to the recommendations of the project's engineers. Ceiling heights are subject to bulkheads, exposed ducts, dropped ceilings and structural beams, as applicable pursuant to the plans. All features and finishes are subject to change without notice. E.&O.E. March, 2025.

APTERAL-1

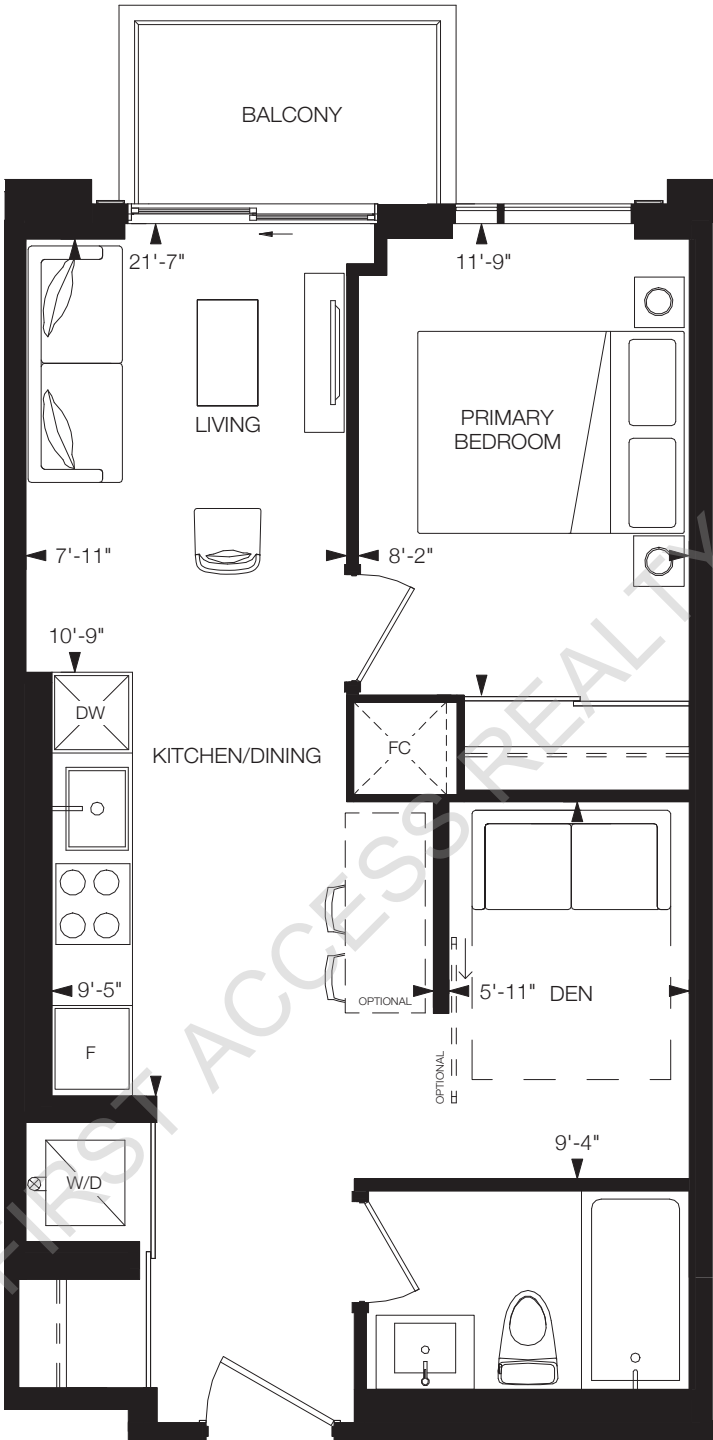
CHROME

1 Bedroom + Den, 1 Bathroom

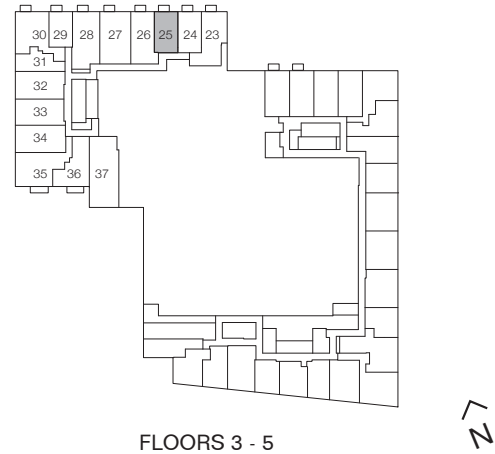
Interior: 536 sq.ft.

Exterior: 41 sq.ft.

Total: 577 sq.ft.



TOWER C



FLOORS 3 - 5

All drawings, illustrations, renderings, and views from (or of) proposed buildings shown on any brochures, advertisements, scale models, and/or marketing materials are conceptual artist's renderings only and the vendor makes no representation or warranty relating to same. Any stated areas and/or dimensions shown are approximate only and subject to normal construction variances. Actual usable floor space may vary from any stated or depicted floor area and the unit shall be measured in accordance with the provisions set out in HCRA Directive - Floor Area Calculations. Any and all measurements and/or specifications are subject to change without notice. Without limiting the foregoing, the purchaser is advised that the design, finishes, and specifications of the balcony appurtenant to the unit may vary from the design and/or finishes shown on the marketing drawing, depending on the location of the unit being purchased within the key plan and the building, and the purchaser expressly acknowledges and consents to such variation. The layout of the suite may be reversed depending on the location of the unit within the project. Any furniture depicted is for illustration purposes only and does not necessarily reflect the fixtures, finishes, appliances, and/or electrical plan of the unit and is not included in the purchase price. The view from or through the windows to the exterior may be partially obstructed by materials affixed to the exterior cladding of the building as part of an overall design element and/or interior structural columns that may be required pursuant to the recommendations of the project's engineers. Ceiling heights are subject to bulkheads, exposed ducts, dropped ceilings and structural beams, as applicable pursuant to the plans. All features and finishes are subject to change without notice. E.&O.E. March, 2025.

APTERAL

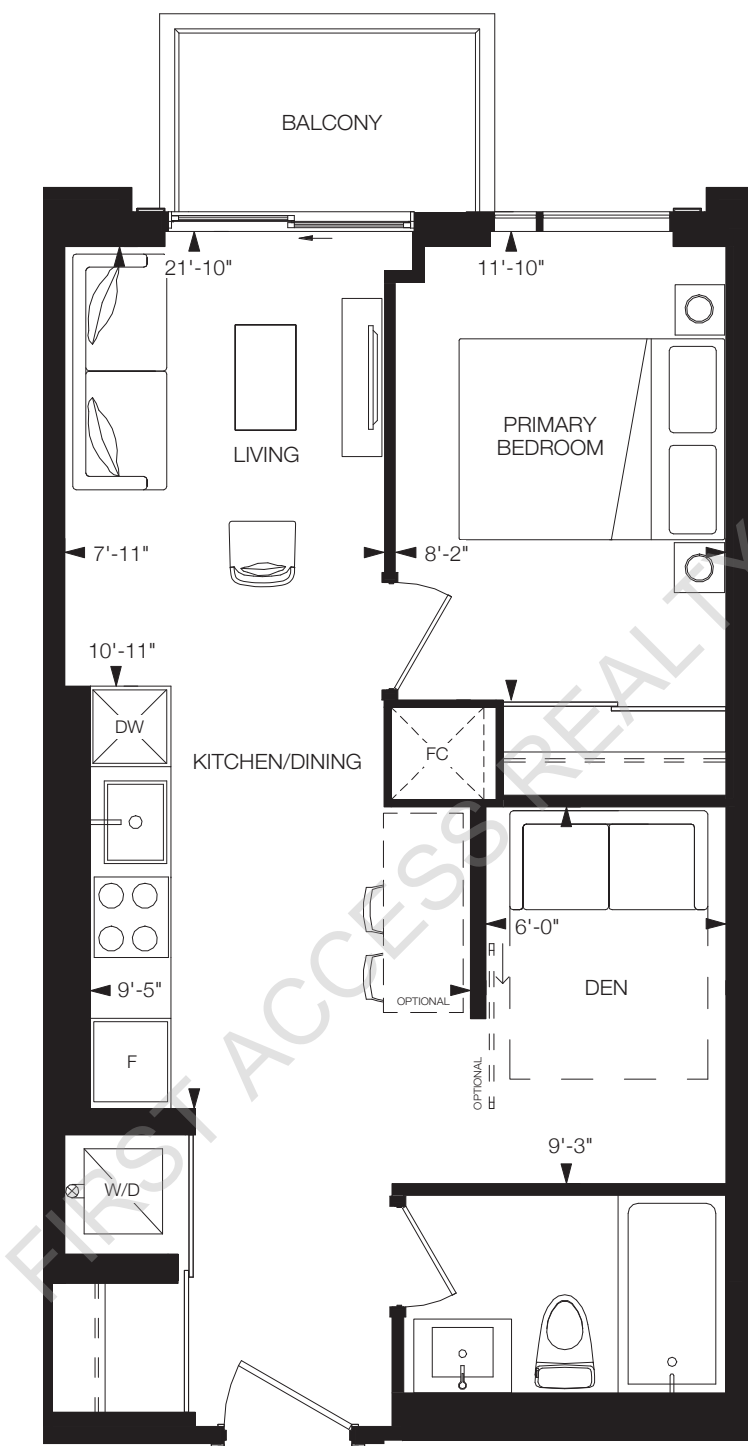
CHROME

1 Bedroom + Den, 1 Bathroom

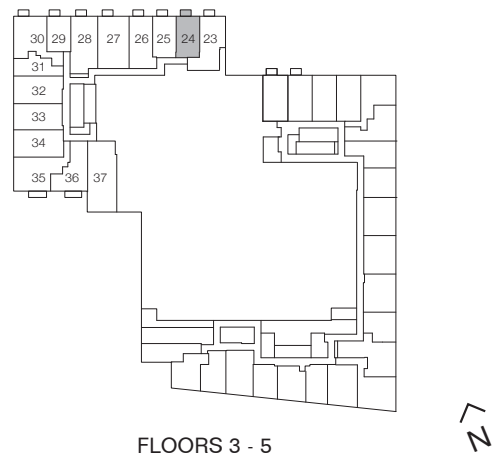
Interior: 538 sq.ft.

Exterior: 41 sq.ft.

Total: 579 sq.ft.



TOWER C



All drawings, illustrations, renderings, and views from (or of) proposed buildings shown on any brochures, advertisements, scale models, and/or marketing materials are conceptual artist's renderings only and the vendor makes no representation or warranty relating to same. Any stated areas and/or dimensions shown are approximate only and subject to normal construction variances. Actual usable floor space may vary from any stated or depicted floor area and the unit shall be measured in accordance with the provisions set out in HCRA Directive - Floor Area Calculations. Any and all measurements and/or specifications are subject to change without notice. Without limiting the foregoing, the purchaser is advised that the design, finishes, and specifications of the balcony appurtenant to the unit may vary from the design and/or finishes shown on the marketing drawing, depending on the location of the unit being purchased within the key plan and the building, and the purchaser expressly acknowledges and consents to such variation. The layout of the suite may be reversed depending on the location of the unit within the project. Any furniture depicted is for illustration purposes only and does not necessarily reflect the fixtures, finishes, appliances, and/or electrical plan of the unit and is not included in the purchase price. The view from or through the windows to the exterior may be partially obstructed by materials affixed to the exterior cladding of the building as part of an overall design element and/or interior structural columns that may be required pursuant to the recommendations of the project's engineers. Ceiling heights are subject to bulkheads, exposed ducts, dropped ceilings and structural beams, as applicable pursuant to the plans. All features and finishes are subject to change without notice. E.&O.E. March, 2025.

MOD

CHROME

1 Bedroom + Den, 1 Bathroom

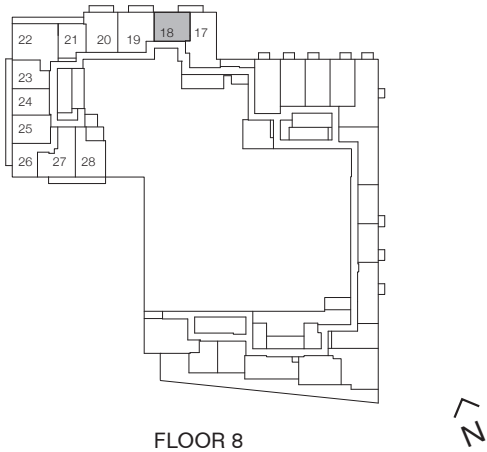
Interior: 558 sq.ft.

Exterior: 43 sq.ft.

Total: 601 sq.ft.



TOWER C



All drawings, illustrations, renderings, and views from (or of) proposed buildings shown on any brochures, advertisements, scale models, and/or marketing materials are conceptual artist's renderings only and the vendor makes no representation or warranty relating to same. Any stated areas and/or dimensions shown are approximate only and subject to normal construction variances. Actual usable floor space may vary from any stated or depicted floor area and the unit shall be measured in accordance with the provisions set out in HCRA Directive - Floor Area Calculations. Any and all measurements and/or specifications are subject to change without notice. Without limiting the foregoing, the purchaser is advised that the design, finishes, and specifications of the balcony appurtenant to the unit may vary from the design and/or finishes shown on the marketing drawing, depending on the location of the unit being purchased within the key plan and the building, and the purchaser expressly acknowledges and consents to such variation. The layout of the suite may be reversed depending on the location of the unit within the project. Any furniture depicted is for illustration purposes only and does not necessarily reflect the fixtures, finishes, appliances, and/or electrical plan of the unit and is not included in the purchase price. The view from or through the windows to the exterior may be partially obstructed by materials affixed to the exterior cladding of the building as part of an overall design element and/or interior structural columns that may be required pursuant to the recommendations of the project's engineers. Ceiling heights are subject to bulkheads, exposed ducts, dropped ceilings and structural beams, as applicable pursuant to the plans. All features and finishes are subject to change without notice. E.&O.E. March, 2025.

BESPOKE

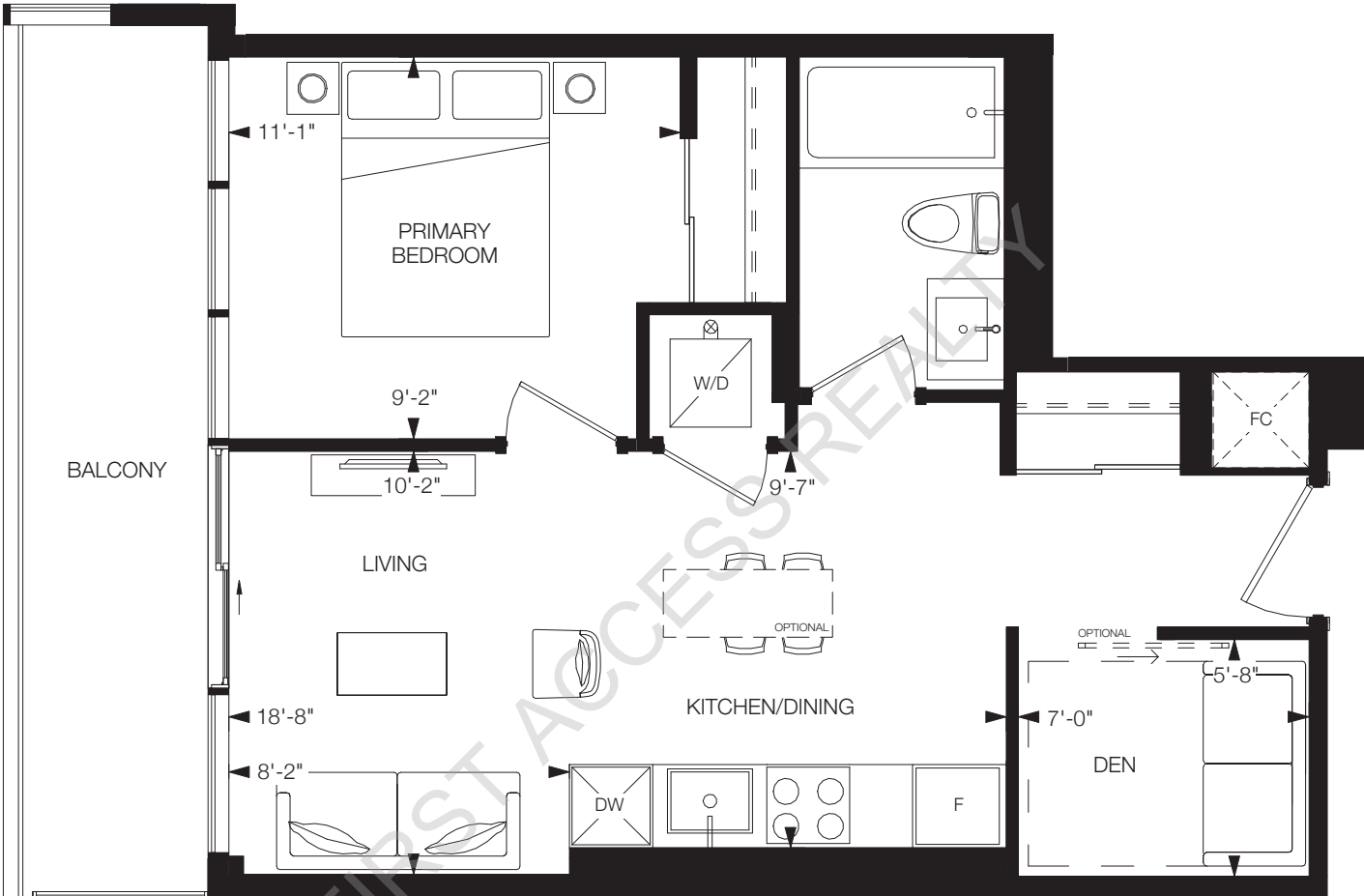
CHROME

1 Bedroom + Den, 1 Bathroom

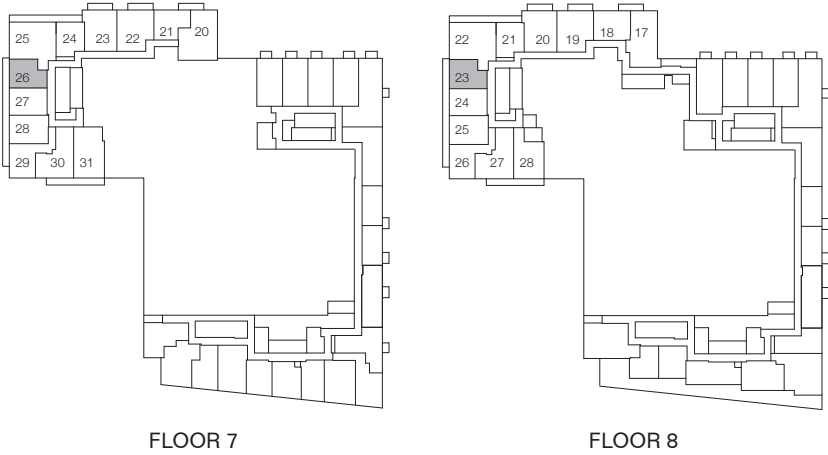
Interior: 509 sq.ft.

Exterior: 103 sq.ft.

Total: 612 sq.ft.



TOWER C



All drawings, illustrations, renderings, and views from (or of) proposed buildings shown on any brochures, advertisements, scale models, and/or marketing materials are conceptual artist's renderings only and the vendor makes no representation or warranty relating to same. Any stated areas and/or dimensions shown are approximate only and subject to normal construction variances. Actual usable floor space may vary from any stated or depicted floor area and the unit shall be measured in accordance with the provisions set out in HCRA Directive - Floor Area Calculations. Any and all measurements and/or specifications are subject to change without notice. Without limiting the foregoing, the purchaser is advised that the design, finishes, and specifications of the balcony appurtenant to the unit may vary from the design and/or finishes shown on the marketing drawing, depending on the location of the unit being purchased within the key plan and the building, and the purchaser expressly acknowledges and consents to such variation. The layout of the suite may be reversed depending on the location of the unit within the project. Any furniture depicted is for illustration purposes only and does not necessarily reflect the fixtures, finishes, appliances, and/or electrical plan of the unit and is not included in the purchase price. The view from or through the windows to the exterior may be partially obstructed by materials affixed to the exterior cladding of the building as part of an overall design element and/or interior structural columns that may be required pursuant to the recommendations of the project's engineers. Ceiling heights are subject to bulkheads, exposed ducts, dropped ceilings and structural beams, as applicable pursuant to the plans. All features and finishes are subject to change without notice. E.&O.E. March, 2025.

INSPIRE

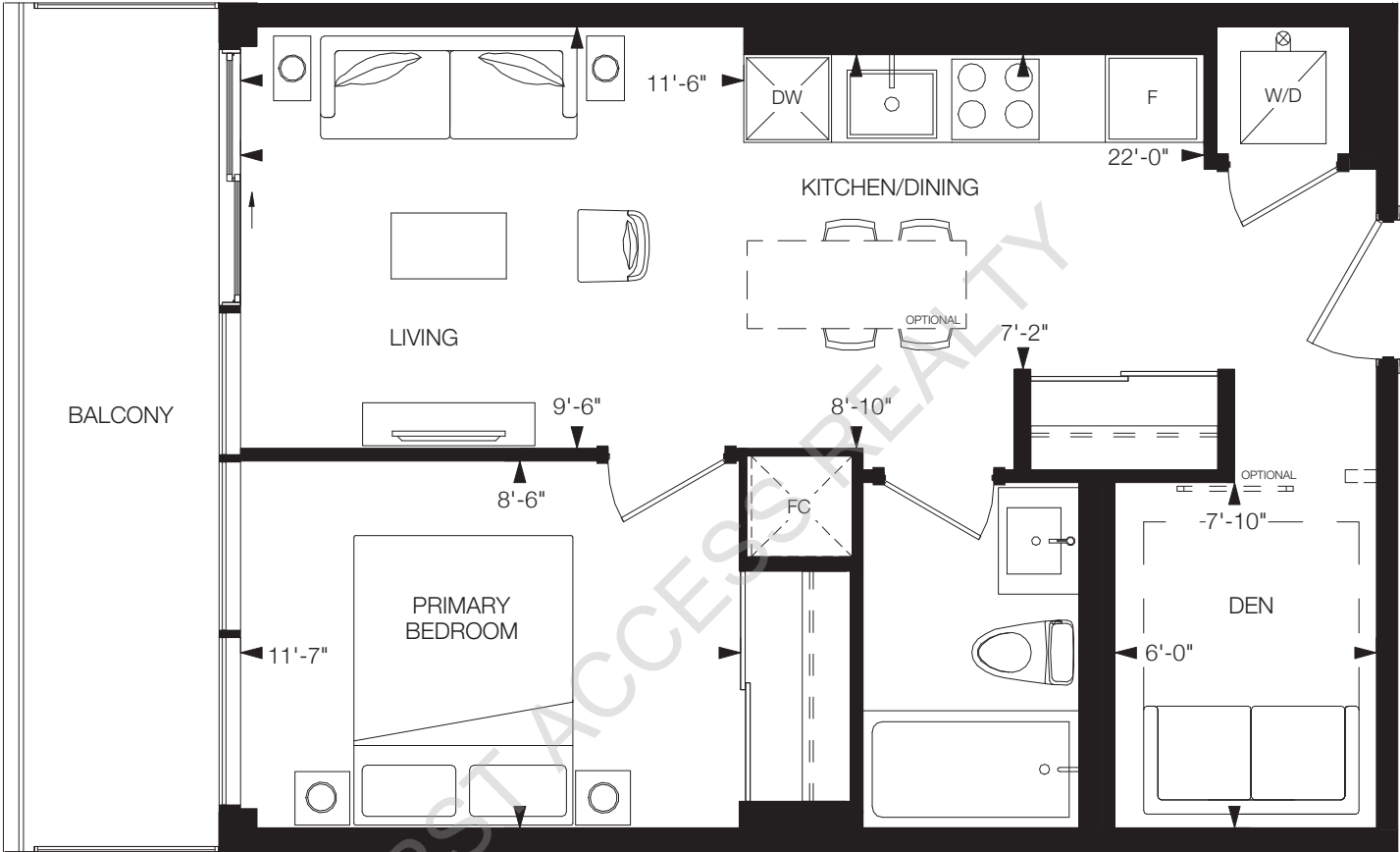
CHROME

1 Bedroom + Den, 1 Bathroom

Interior: 521 sq.ft.

Exterior: 95 sq.ft.

Total: 616 sq.ft.



TOWER C



All drawings, illustrations, renderings, and views from (or of) proposed buildings shown on any brochures, advertisements, scale models, and/or marketing materials are conceptual artist's renderings only and the vendor makes no representation or warranty relating to same. Any stated areas and/or dimensions shown are approximate only and subject to normal construction variances. Actual usable floor space may vary from any stated or depicted floor area and the unit shall be measured in accordance with the provisions set out in HCRA Directive - Floor Area Calculations. Any and all measurements and/or specifications are subject to change without notice. Without limiting the foregoing, the purchaser is advised that the design, finishes, and specifications of the balcony appurtenant to the unit may vary from the design and/or finishes shown on the marketing drawing, depending on the location of the unit being purchased within the key plan and the building, and the purchaser expressly acknowledges and consents to such variation. The layout of the suite may be reversed depending on the location of the unit within the project. Any furniture depicted is for illustration purposes only and does not necessarily reflect the fixtures, finishes, appliances, and/or electrical plan of the unit and is not included in the purchase price. The view from or through the windows to the exterior may be partially obstructed by materials affixed to the exterior cladding of the building as part of an overall design element and/or interior structural columns that may be required pursuant to the recommendations of the project's engineers. Ceiling heights are subject to bulkheads, exposed ducts, dropped ceilings and structural beams, as applicable pursuant to the plans. All features and finishes are subject to change without notice. E.&O.E. March, 2025.



ALFIZ-1

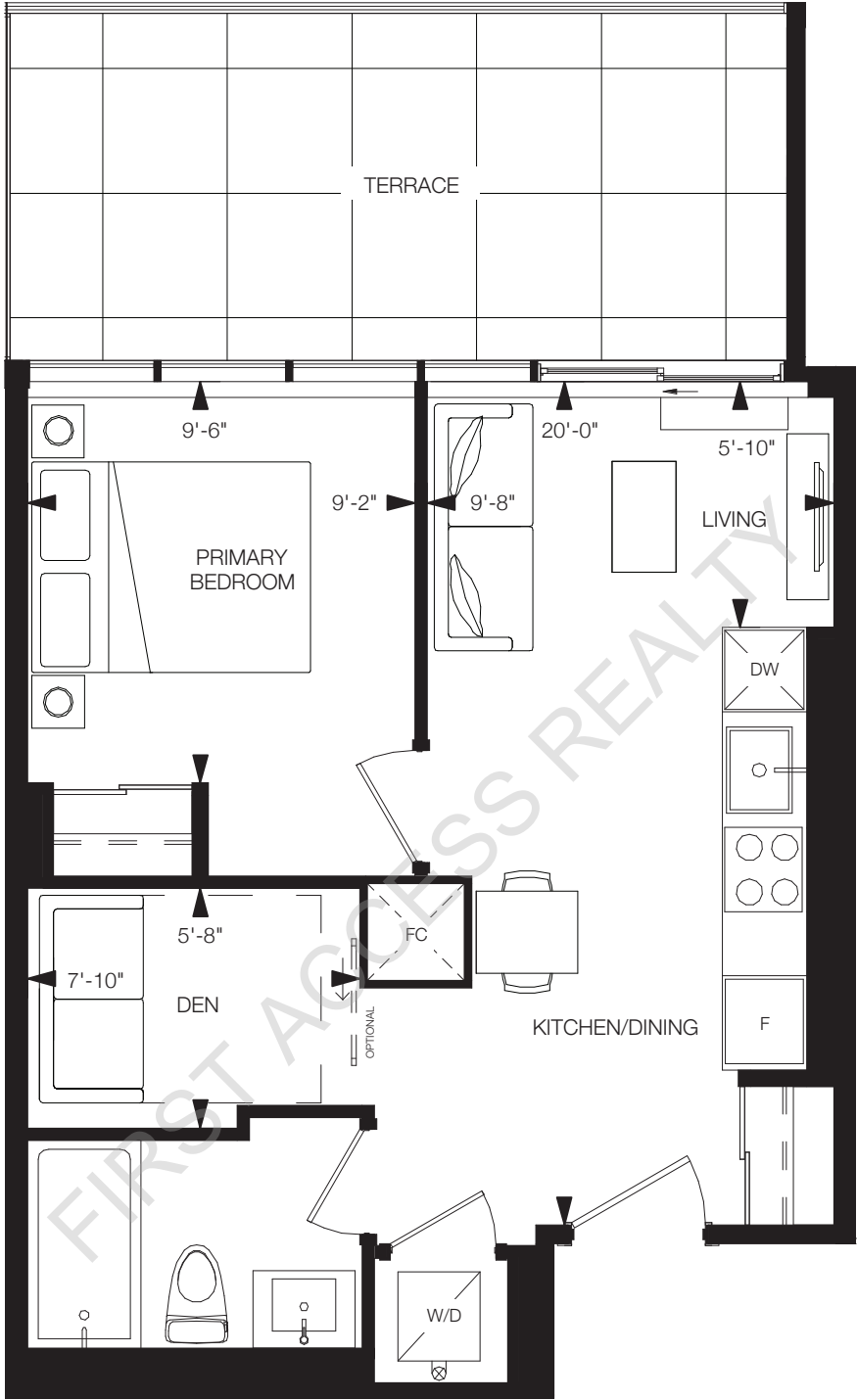
CHROME

1 Bedroom + Den, 1 Bathroom

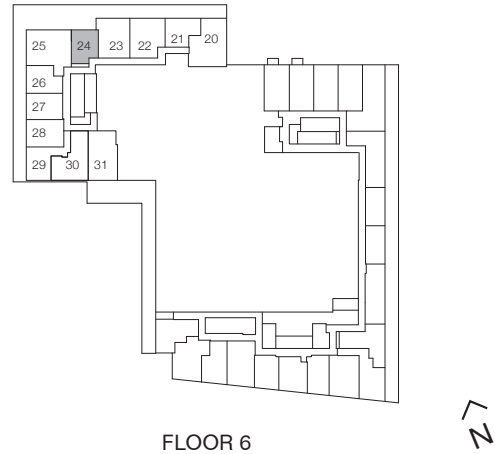
Interior: 475 sq.ft.

Exterior: 155 sq.ft.

Total: 630 sq.ft.



TOWER C



All drawings, illustrations, renderings, and views from (or of) proposed buildings shown on any brochures, advertisements, scale models, and/or marketing materials are conceptual artist's renderings only and the vendor makes no representation or warranty relating to same. Any stated areas and/or dimensions shown are approximate only and subject to normal construction variances. Actual usable floor space may vary from any stated or depicted floor area and the unit shall be measured in accordance with the provisions set out in HCRA Directive - Floor Area Calculations. Any and all measurements and/or specifications are subject to change without notice. Without limiting the foregoing, the purchaser is advised that the design, finishes, and specifications of the balcony appurtenant to the unit may vary from the design and/or finishes shown on the marketing drawing, depending on the location of the unit being purchased within the key plan and the building, and the purchaser expressly acknowledges and consents to such variation. The layout of the suite may be reversed depending on the location of the unit within the project. Any furniture depicted is for illustration purposes only and does not necessarily reflect the fixtures, finishes, appliances, and/or electrical plan of the unit and is not included in the purchase price. The view from or through the windows to the exterior may be partially obstructed by materials affixed to the exterior cladding of the building as part of an overall design element and/or interior structural columns that may be required pursuant to the recommendations of the project's engineers. Ceiling heights are subject to bulkheads, exposed ducts, dropped ceilings and structural beams, as applicable pursuant to the plans. All features and finishes are subject to change without notice. E.&O.E. March, 2025.

ELEVATE

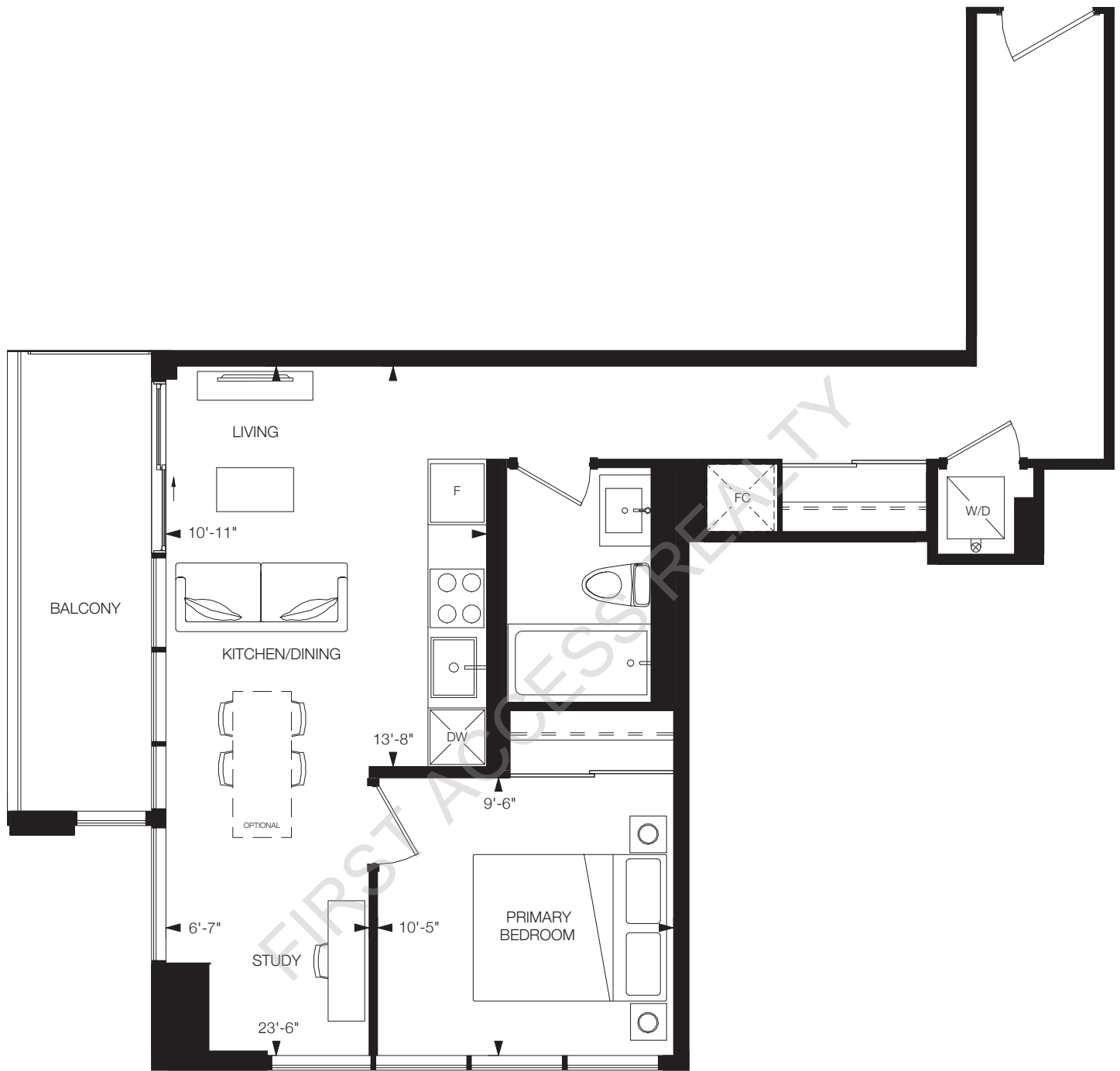
CHROME

1 Bedroom + Study, 1 Bathroom

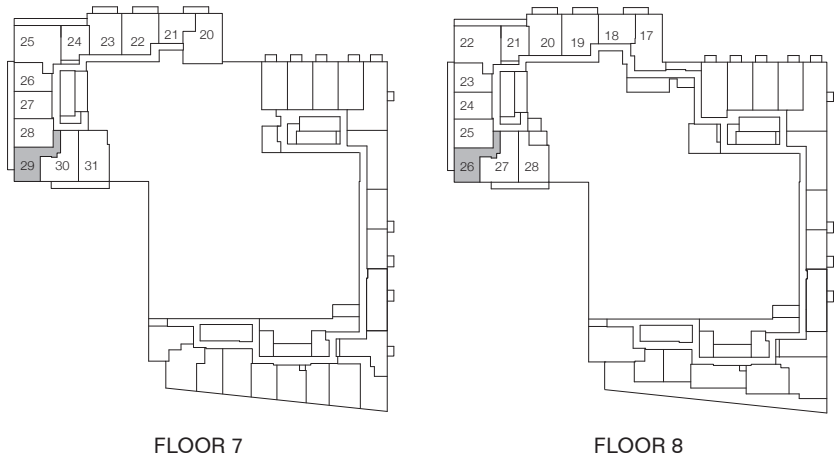
Interior: 604 sq.ft.

Exterior: 77 sq.ft.

Total: 681 sq.ft.



TOWER C



All drawings, illustrations, renderings, and views from (or of) proposed buildings shown on any brochures, advertisements, scale models, and/or marketing materials are conceptual artist's renderings only and the vendor makes no representation or warranty relating to same. Any stated areas and/or dimensions shown are approximate only and subject to normal construction variances. Actual usable floor space may vary from any stated or depicted floor area and the unit shall be measured in accordance with the provisions set out in HCRA Directive - Floor Area Calculations. Any and all measurements and/or specifications are subject to change without notice. Without limiting the foregoing, the purchaser is advised that the design, finishes, and specifications of the balcony appurtenant to the unit may vary from the design and/or finishes shown on the marketing drawing, depending on the location of the unit being purchased within the key plan and the building, and the purchaser expressly acknowledges and consents to such variation. The layout of the suite may be reversed depending on the location of the unit within the project. Any furniture depicted is for illustration purposes only and does not necessarily reflect the fixtures, finishes, appliances, and/or electrical plan of the unit and is not included in the purchase price. The view from or through the windows to the exterior may be partially obstructed by materials affixed to the exterior cladding of the building as part of an overall design element and/or interior structural columns that may be required pursuant to the recommendations of the project's engineers. Ceiling heights are subject to bulkheads, exposed ducts, dropped ceilings and structural beams, as applicable pursuant to the plans. All features and finishes are subject to change without notice. E.&O.E. March, 2025.

INSPIRE-1

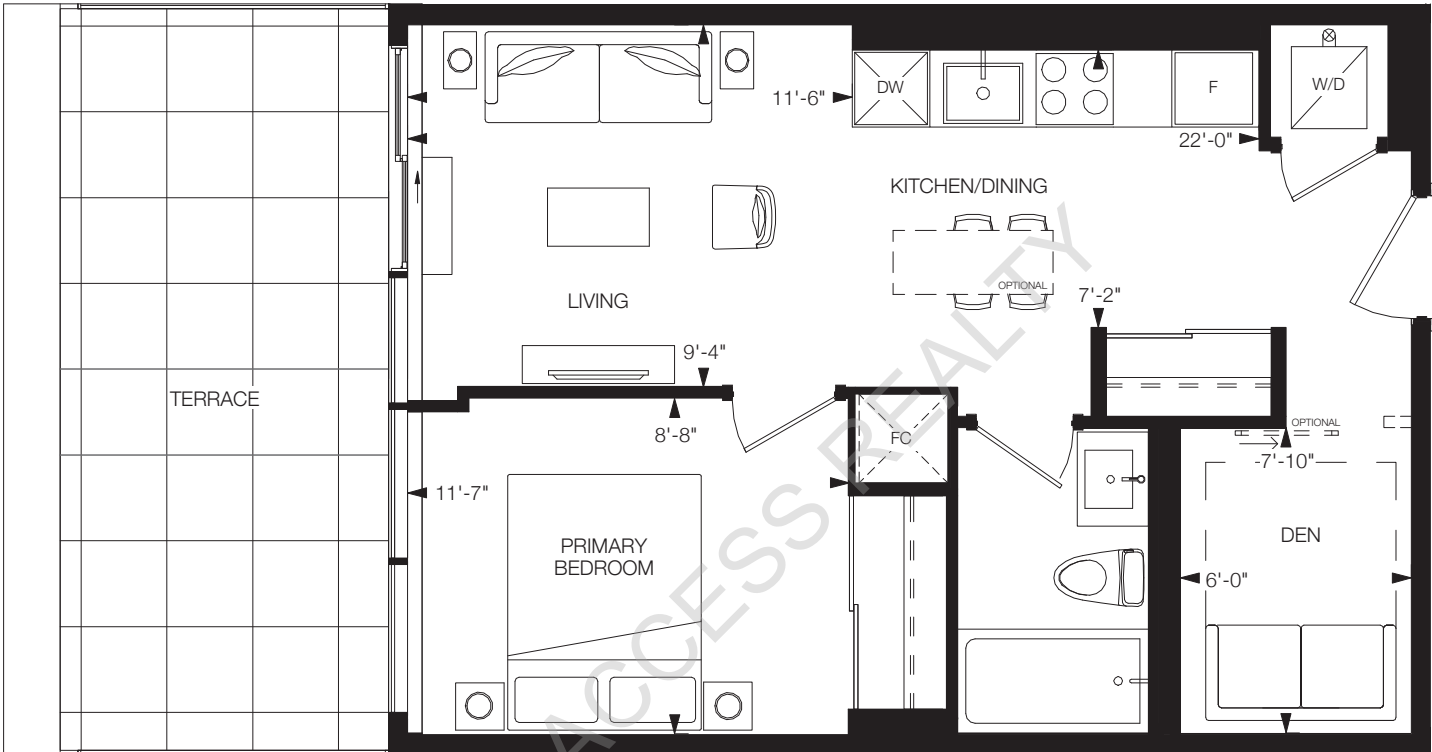
CHROME

1 Bedroom + Den, 1 Bathroom

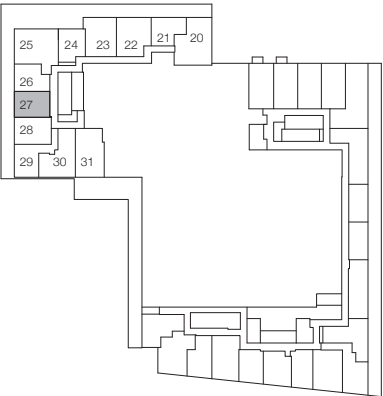
Interior: 521 sq.ft.

Exterior: 164 sq.ft.

Total: 685 sq.ft.



TOWER C



FLOOR 6



All drawings, illustrations, renderings, and views from (or of) proposed buildings shown on any brochures, advertisements, scale models, and/or marketing materials are conceptual artist's renderings only and the vendor makes no representation or warranty relating to same. Any stated areas and/or dimensions shown are approximate only and subject to normal construction variances. Actual usable floor space may vary from any stated or depicted floor area and the unit shall be measured in accordance with the provisions set out in HCRA Directive - Floor Area Calculations. Any and all measurements and/or specifications are subject to change without notice. Without limiting the foregoing, the purchaser is advised that the design, finishes, and specifications of the balcony appurtenant to the unit may vary from the design and/or finishes shown on the marketing drawing, depending on the location of the unit being purchased within the key plan and the building, and the purchaser expressly acknowledges and consents to such variation. The layout of the suite may be reversed depending on the location of the unit within the project. Any furniture depicted is for illustration purposes only and does not necessarily reflect the fixtures, finishes, appliances, and/or electrical plan of the unit and is not included in the purchase price. The view from or through the windows to the exterior may be partially obstructed by materials affixed to the exterior cladding of the building as part of an overall design element and/or interior structural columns that may be required pursuant to the recommendations of the project's engineers. Ceiling heights are subject to bulkheads, exposed ducts, dropped ceilings and structural beams, as applicable pursuant to the plans. All features and finishes are subject to change without notice. E.&O.E. March, 2025.

BESPOKE-1

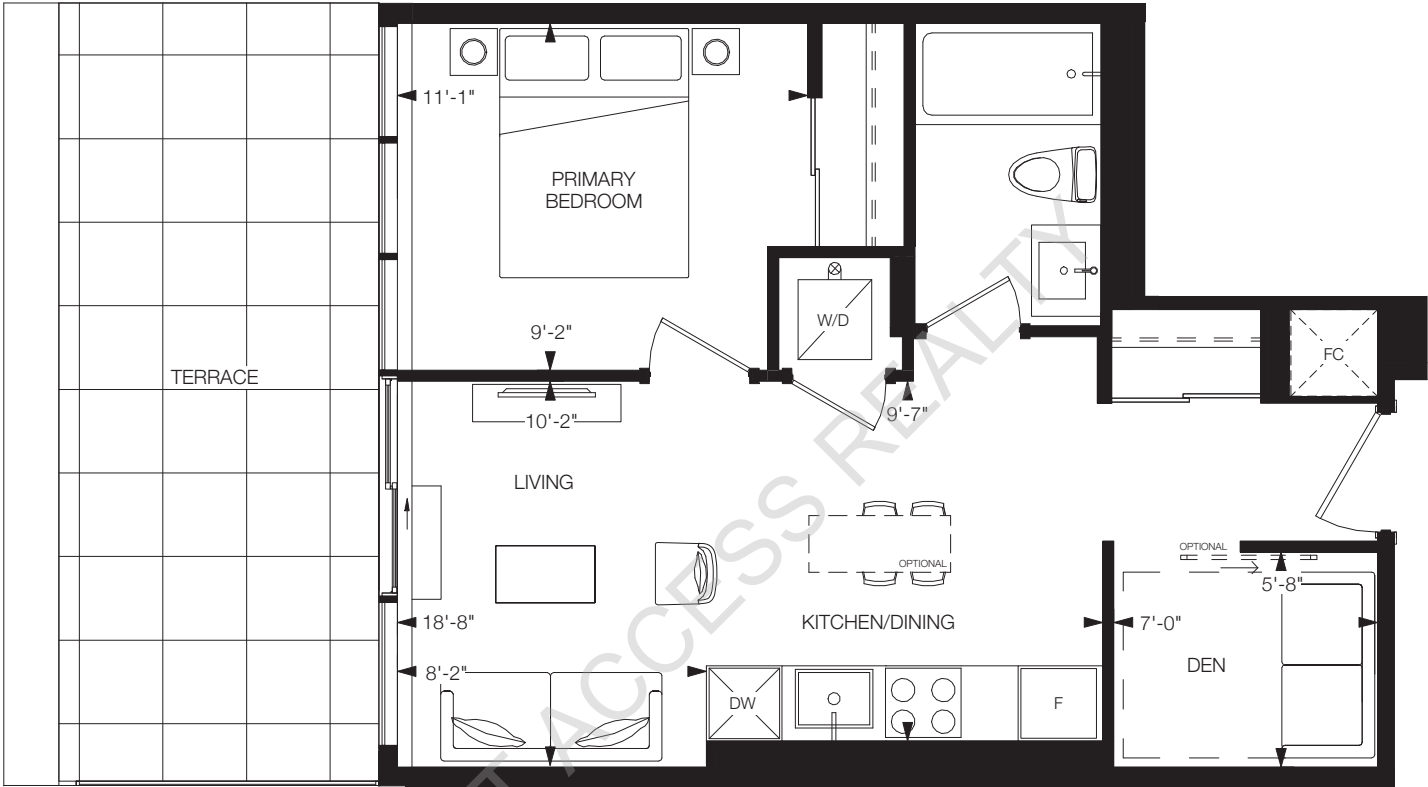
CHROME

1 Bedroom + Den, 1 Bathroom

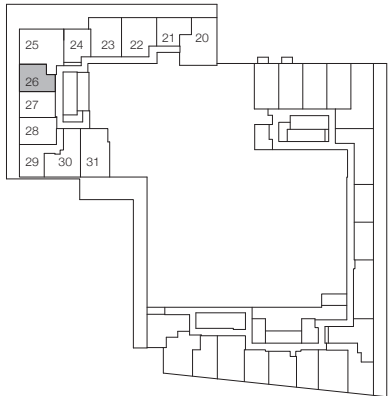
Interior: 509 sq.ft.

Exterior: 178 sq.ft.

Total: 687 sq.ft.



TOWER C



FLOOR 6

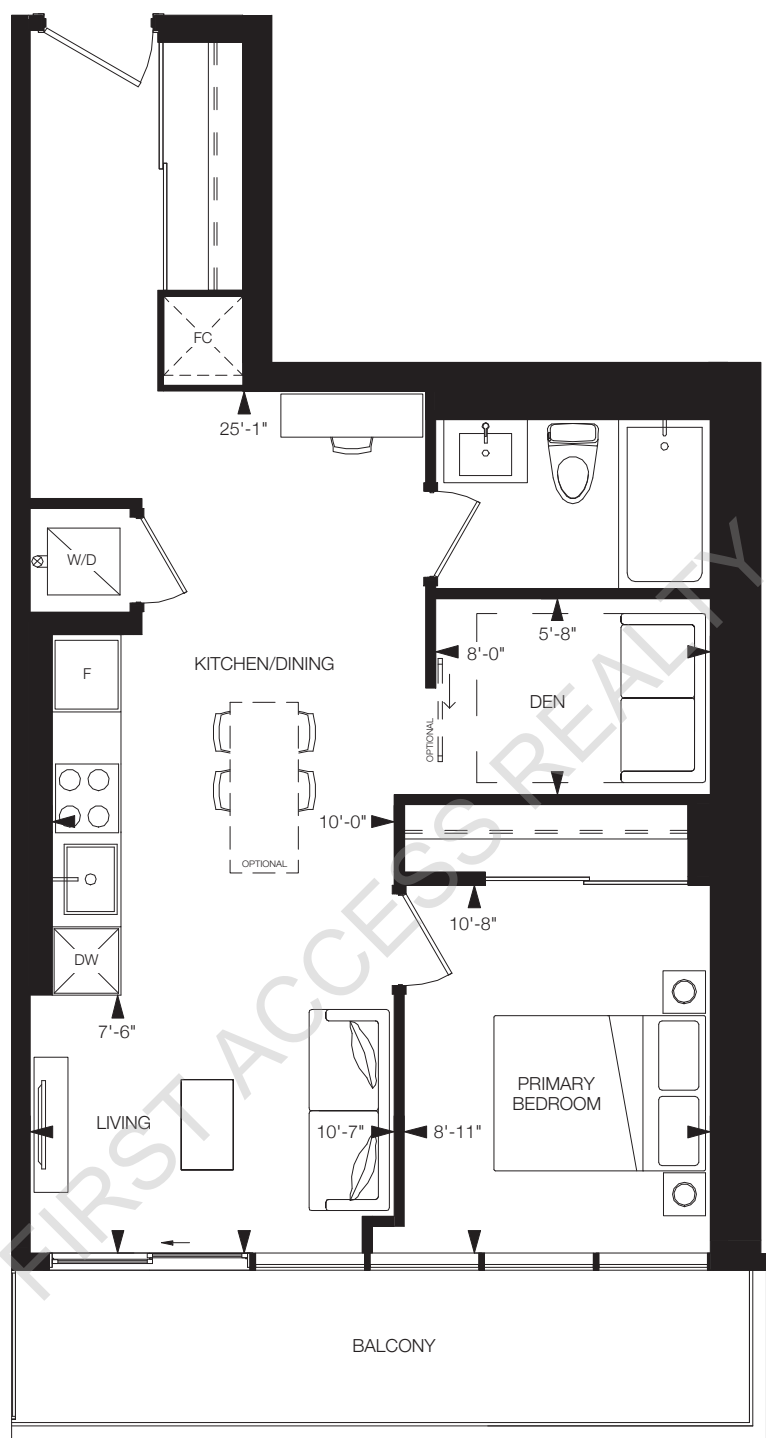


All drawings, illustrations, renderings, and views from (or of) proposed buildings shown on any brochures, advertisements, scale models, and/or marketing materials are conceptual artist's renderings only and the vendor makes no representation or warranty relating to same. Any stated areas and/or dimensions shown are approximate only and subject to normal construction variances. Actual usable floor space may vary from any stated or depicted floor area and the unit shall be measured in accordance with the provisions set out in HCRA Directive - Floor Area Calculations. Any and all measurements and/or specifications are subject to change without notice. Without limiting the foregoing, the purchaser is advised that the design, finishes, and specifications of the balcony appurtenant to the unit may vary from the design and/or finishes shown on the marketing drawing, depending on the location of the unit being purchased within the key plan and the building, and the purchaser expressly acknowledges and consents to such variation. The layout of the suite may be reversed depending on the location of the unit within the project. Any furniture depicted is for illustration purposes only and does not necessarily reflect the fixtures, finishes, appliances, and/or electrical plan of the unit and is not included in the purchase price. The view from or through the windows to the exterior may be partially obstructed by materials affixed to the exterior cladding of the building as part of an overall design element and/or interior structural columns that may be required pursuant to the recommendations of the project's engineers. Ceiling heights are subject to bulkheads, exposed ducts, dropped ceilings and structural beams, as applicable pursuant to the plans. All features and finishes are subject to change without notice. E.&O.E. March, 2025.

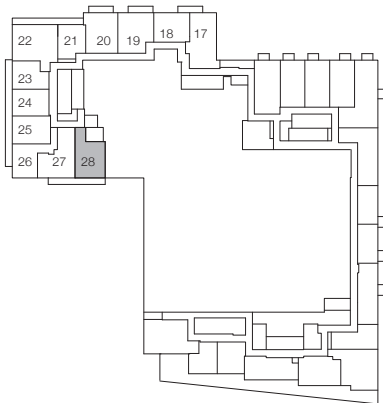
# FRIEZE

# CHROME

1 Bedroom + Den, 1 Bathroom  
Interior: 653 sq.ft.  
Exterior: 108 sq.ft.  
Total: 761 sq.ft.



## TOWER C



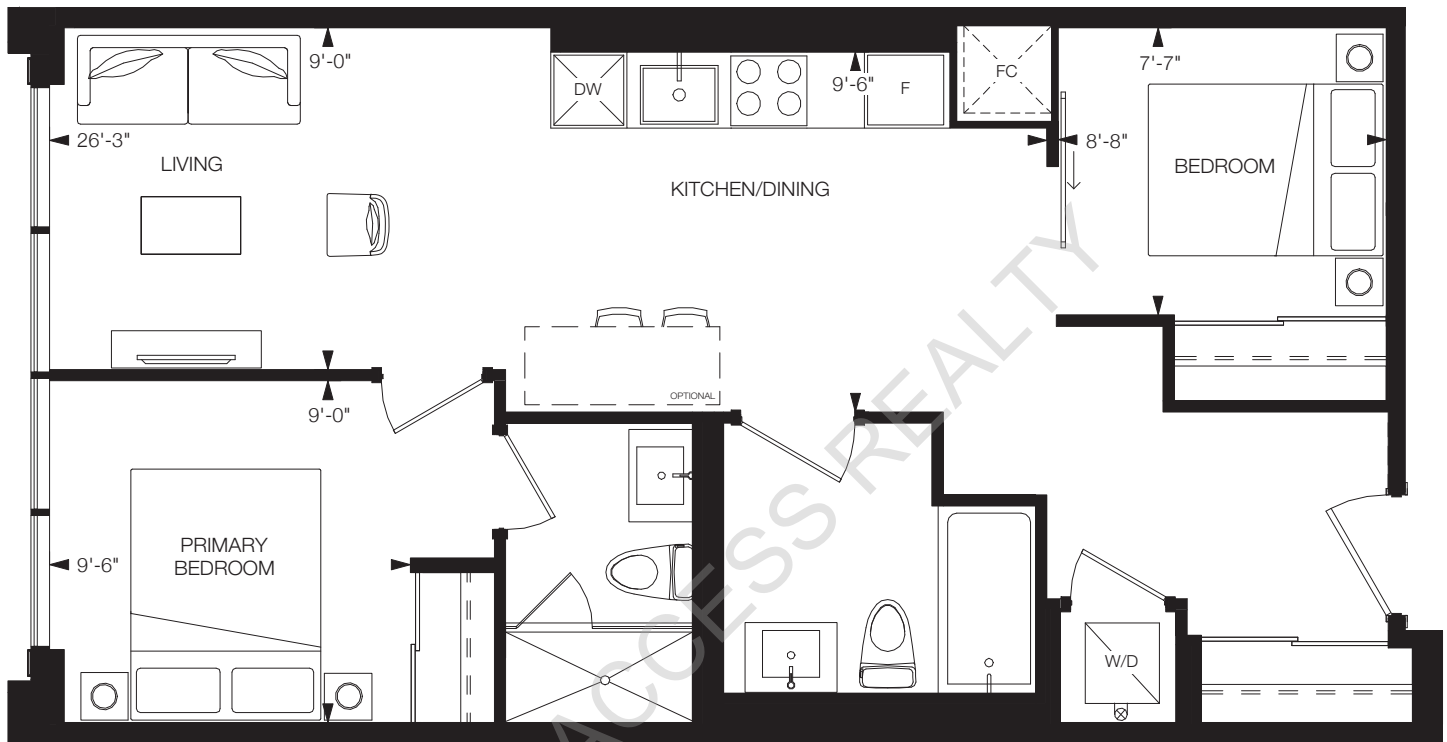
FLOOR 8

All drawings, illustrations, renderings, and views from (or of) proposed buildings shown on any brochures, advertisements, scale models, and/or marketing materials are conceptual artist's renderings only and the vendor makes no representation or warranty relating to same. Any stated areas and/or dimensions shown are approximate only and subject to normal construction variances. Actual usable floor space may vary from any stated or depicted floor area and the unit shall be measured in accordance with the provisions set out in HCRA Directive - Floor Area Calculations. Any and all measurements and/or specifications are subject to change without notice. Without limiting the foregoing, the purchaser is advised that the design, finishes, and specifications of the balcony appurtenant to the unit may vary from the design and/or finishes shown on the marketing drawing, depending on the location of the unit being purchased within the key plan and the building, and the purchaser expressly acknowledges and consents to such variation. The layout of the suite may be reversed depending on the location of the unit within the project. Any furniture depicted is for illustration purposes only and does not necessarily reflect the fixtures, finishes, appliances, and/or electrical plan of the unit and is not included in the purchase price. The view from or through the windows to the exterior may be partially obstructed by materials affixed to the exterior cladding of the building as part of an overall design element and/or interior structural columns that may be required pursuant to the recommendations of the project's engineers. Ceiling heights are subject to bulkheads, exposed ducts, dropped ceilings and structural beams, as applicable pursuant to the plans. All features and finishes are subject to change without notice. E.&O.E. March, 2025.

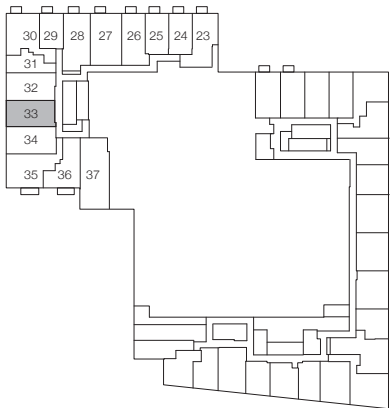
# HELIX

# CHROME

2 Bedrooms, 2 Bathrooms  
Interior: 704 sq.ft.  
Total: 704 sq.ft.



## TOWER C



FLOORS 3 - 5



All drawings, illustrations, renderings, and views from (or of) proposed buildings shown on any brochures, advertisements, scale models, and/or marketing materials are conceptual artist's renderings only and the vendor makes no representation or warranty relating to same. Any stated areas and/or dimensions shown are approximate only and subject to normal construction variances. Actual usable floor space may vary from any stated or depicted floor area and the unit shall be measured in accordance with the provisions set out in HCRA Directive - Floor Area Calculations. Any and all measurements and/or specifications are subject to change without notice. Without limiting the foregoing, the purchaser is advised that the design, finishes, and specifications of the balcony appurtenant to the unit may vary from the design and/or finishes shown on the marketing drawing, depending on the location of the unit being purchased within the key plan and the building, and the purchaser expressly acknowledges and consents to such variation. The layout of the suite may be reversed depending on the location of the unit within the project. Any furniture depicted is for illustration purposes only and does not necessarily reflect the fixtures, finishes, appliances, and/or electrical plan of the unit and is not included in the purchase price. The view from or through the windows to the exterior may be partially obstructed by materials affixed to the exterior cladding of the building as part of an overall design element and/or interior structural columns that may be required pursuant to the recommendations of the project's engineers. Ceiling heights are subject to bulkheads, exposed ducts, dropped ceilings and structural beams, as applicable pursuant to the plans. All features and finishes are subject to change without notice. E.&O.E. March, 2025.

ARCATURE

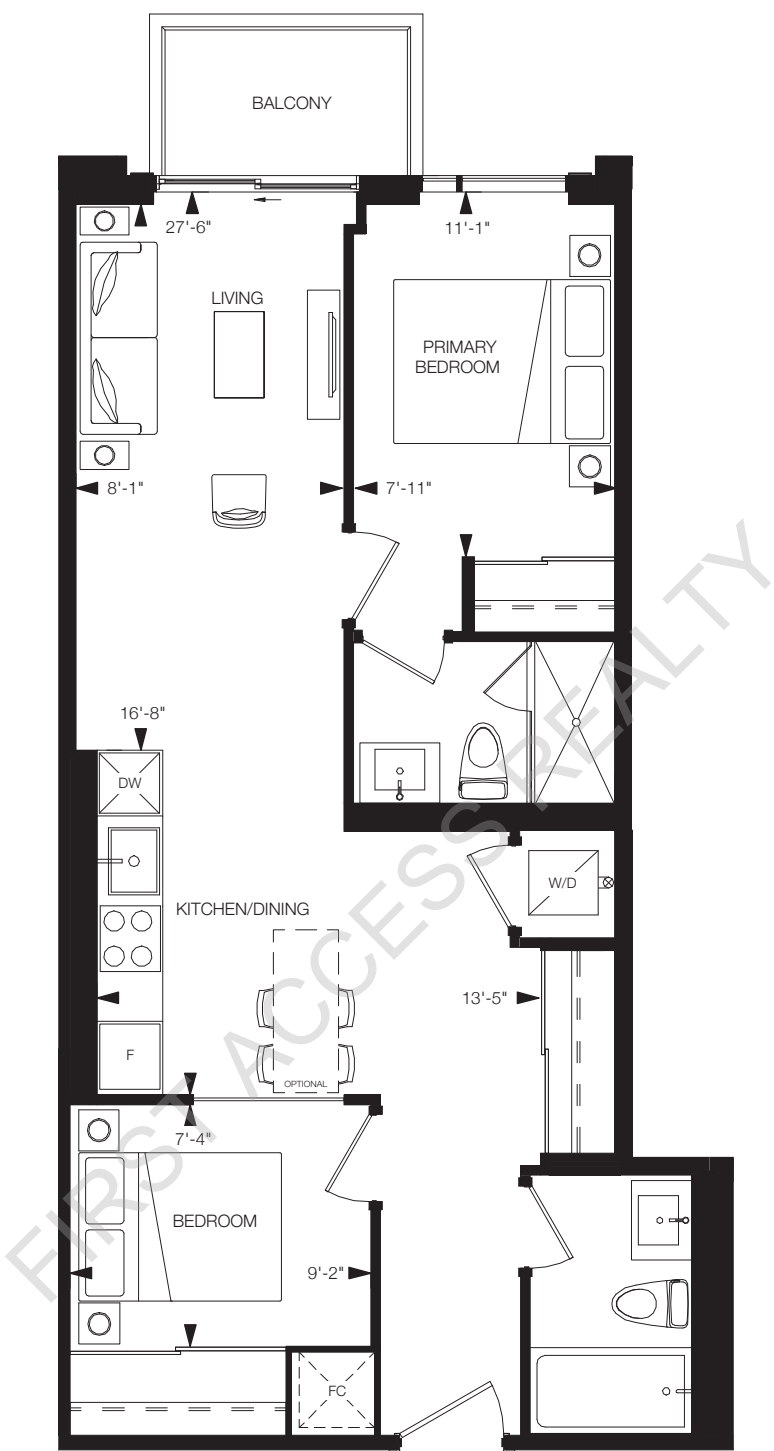
CHROME

2 Bedrooms, 2 Bathrooms

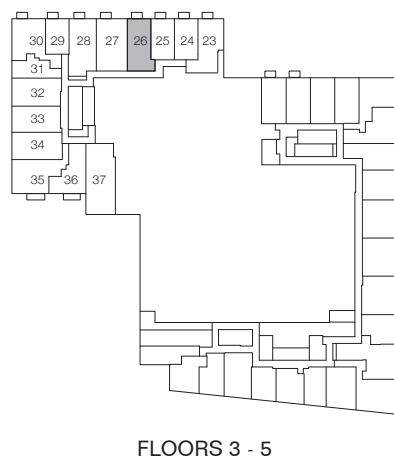
Interior: 708 sq.ft.

Exterior: 41 sq.ft.

Total: 749 sq.ft.



TOWER C



All drawings, illustrations, renderings, and views from (or of) proposed buildings shown on any brochures, advertisements, scale models, and/or marketing materials are conceptual artist's renderings only and the vendor makes no representation or warranty relating to same. Any stated areas and/or dimensions shown are approximate only and subject to normal construction variances. Actual usable floor space may vary from any stated or depicted floor area and the unit shall be measured in accordance with the provisions set out in HCRA Directive - Floor Area Calculations. Any and all measurements and/or specifications are subject to change without notice. Without limiting the foregoing, the purchaser is advised that the design, finishes, and specifications of the balcony appurtenant to the unit may vary from the design and/or finishes shown on the marketing drawing, depending on the location of the unit being purchased within the key plan and the building, and the purchaser expressly acknowledges and consents to such variation. The layout of the suite may be reversed depending on the location of the unit within the project. Any furniture depicted is for illustration purposes only and does not necessarily reflect the fixtures, finishes, appliances, and/or electrical plan of the unit and is not included in the purchase price. The view from or through the windows to the exterior may be partially obstructed by materials affixed to the exterior cladding of the building as part of an overall design element and/or interior structural columns that may be required pursuant to the recommendations of the project's engineers. Ceiling heights are subject to bulkheads, exposed ducts, dropped ceilings and structural beams, as applicable pursuant to the plans. All features and finishes are subject to change without notice. E.&O.E. March, 2025.

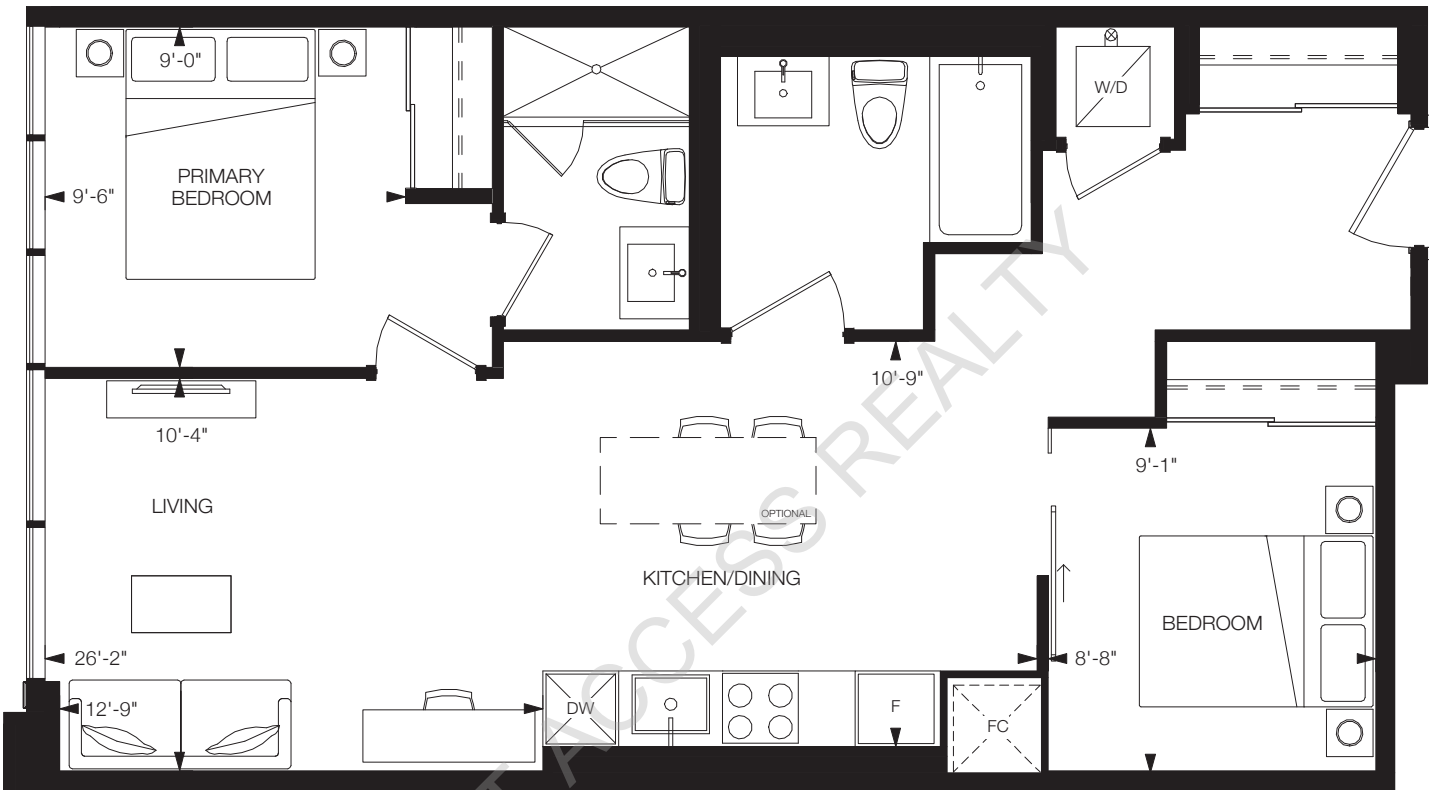
# GRIFFE

# CHROME

2 Bedrooms, 2 Bathrooms

Interior: 759 sq.ft.

Total: 759 sq.ft.



## TOWER C



FLOORS 3 - 5

All drawings, illustrations, renderings, and views from (or of) proposed buildings shown on any brochures, advertisements, scale models, and/or marketing materials are conceptual artist's renderings only and the vendor makes no representation or warranty relating to same. Any stated areas and/or dimensions shown are approximate only and subject to normal construction variances. Actual usable floor space may vary from any stated or depicted floor area and the unit shall be measured in accordance with the provisions set out in HCRA Directive - Floor Area Calculations. Any and all measurements and/or specifications are subject to change without notice. Without limiting the foregoing, the purchaser is advised that the design, finishes, and specifications of the balcony appurtenant to the unit may vary from the design and/or finishes shown on the marketing drawing, depending on the location of the unit being purchased within the key plan and the building, and the purchaser expressly acknowledges and consents to such variation. The layout of the suite may be reversed depending on the location of the unit within the project. Any furniture depicted is for illustration purposes only and does not necessarily reflect the fixtures, finishes, appliances, and/or electrical plan of the unit and is not included in the purchase price. The view from or through the windows to the exterior may be partially obstructed by materials affixed to the exterior cladding of the building as part of an overall design element and/or interior structural columns that may be required pursuant to the recommendations of the project's engineers. Ceiling heights are subject to bulkheads, exposed ducts, dropped ceilings and structural beams, as applicable pursuant to the plans. All features and finishes are subject to change without notice. E.&O.E. March, 2025.



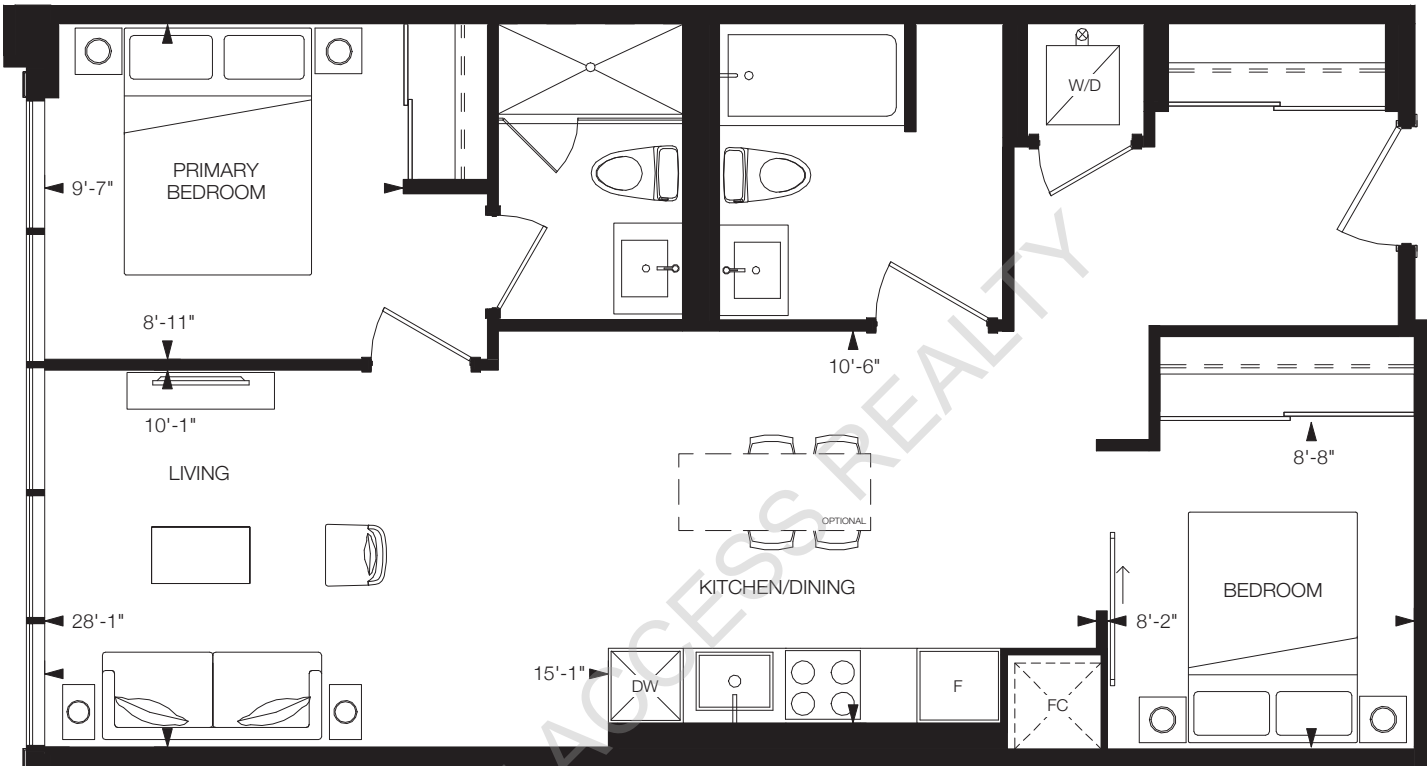
GRIFFE-1

CHROME

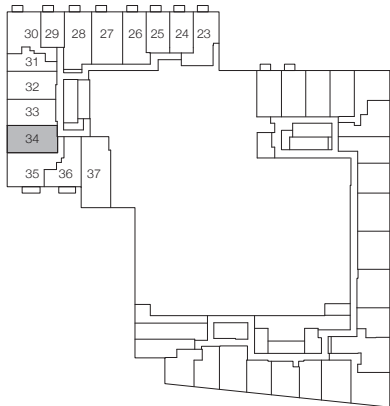
2 Bedrooms, 2 Bathrooms

Interior: 761 sq.ft.

Total: 761 sq.ft.



TOWER C



FLOORS 3 - 5



All drawings, illustrations, renderings, and views from (or of) proposed buildings shown on any brochures, advertisements, scale models, and/or marketing materials are conceptual artist's renderings only and the vendor makes no representation or warranty relating to same. Any stated areas and/or dimensions shown are approximate only and subject to normal construction variances. Actual usable floor space may vary from any stated or depicted floor area and the unit shall be measured in accordance with the provisions set out in HCRA Directive - Floor Area Calculations. Any and all measurements and/or specifications are subject to change without notice. Without limiting the foregoing, the purchaser is advised that the design, finishes, and specifications of the balcony appurtenant to the unit may vary from the design and/or finishes shown on the marketing drawing, depending on the location of the unit being purchased within the key plan and the building, and the purchaser expressly acknowledges and consents to such variation. The layout of the suite may be reversed depending on the location of the unit within the project. Any furniture depicted is for illustration purposes only and does not necessarily reflect the fixtures, finishes, appliances, and/or electrical plan of the unit and is not included in the purchase price. The view from or through the windows to the exterior may be partially obstructed by materials affixed to the exterior cladding of the building as part of an overall design element and/or interior structural columns that may be required pursuant to the recommendations of the project's engineers. Ceiling heights are subject to bulkheads, exposed ducts, dropped ceilings and structural beams, as applicable pursuant to the plans. All features and finishes are subject to change without notice. E.&O.E. March, 2025.

Oriel

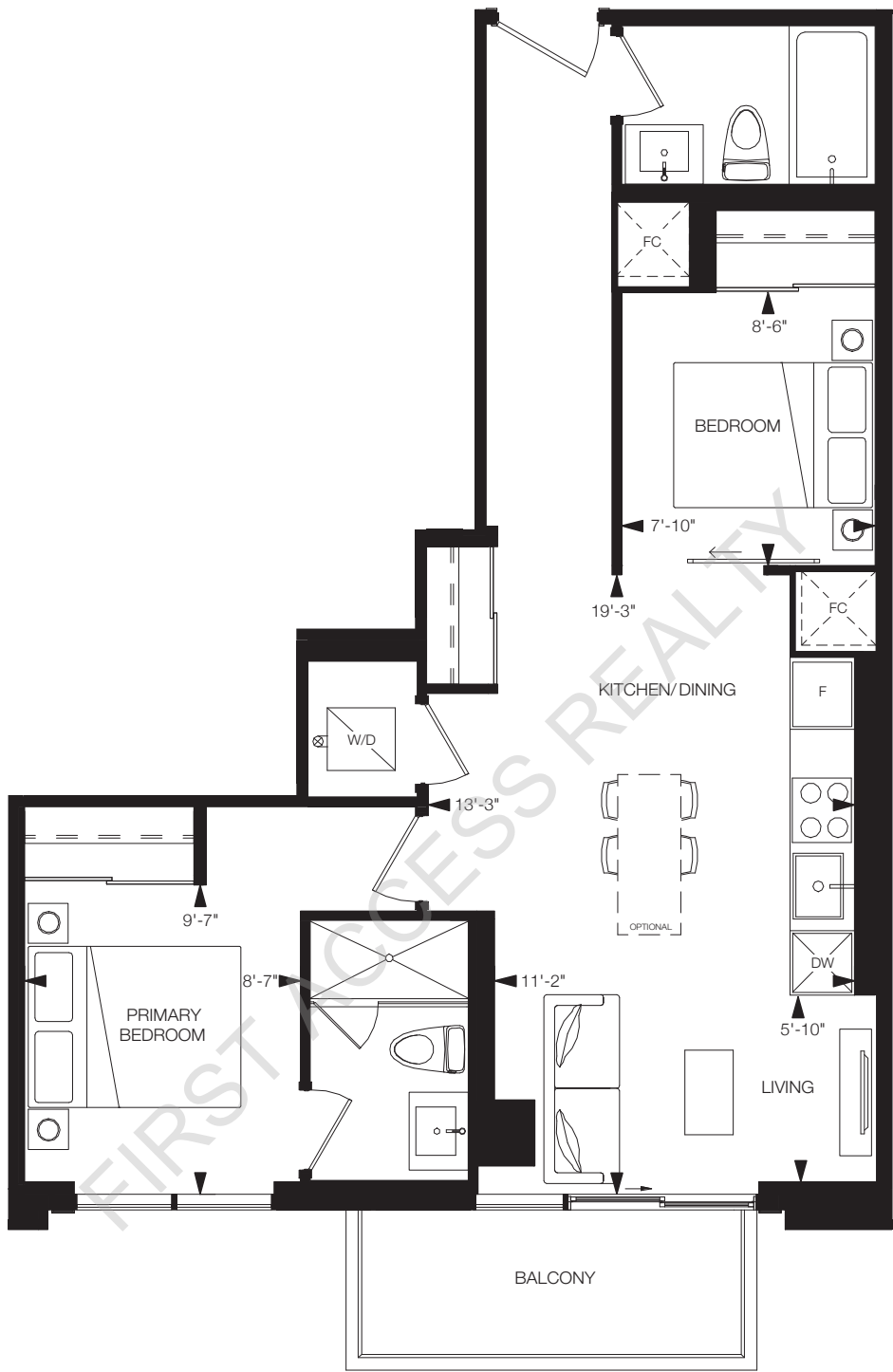
Chrome

2 Bedrooms, 2 Bathrooms

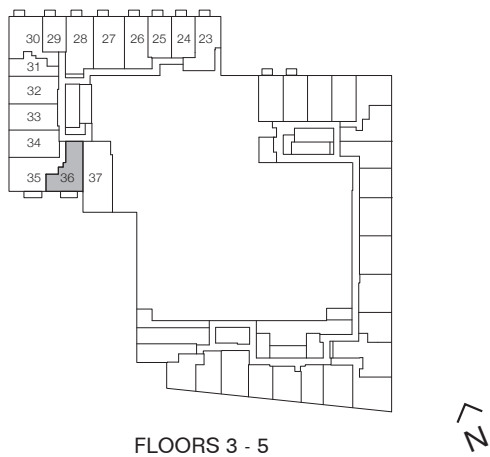
Interior: 709 sq.ft.

Exterior: 63 sq.ft.

Total: 772 sq.ft.



TOWER C



All drawings, illustrations, renderings, and views from (or of) proposed buildings shown on any brochures, advertisements, scale models, and/or marketing materials are conceptual artist's renderings only and the vendor makes no representation or warranty relating to same. Any stated areas and/or dimensions shown are approximate only and subject to normal construction variances. Actual usable floor space may vary from any stated or depicted floor area and the unit shall be measured in accordance with the provisions set out in HCRA Directive - Floor Area Calculations. Any and all measurements and/or specifications are subject to change without notice. Without limiting the foregoing, the purchaser is advised that the design, finishes, and specifications of the balcony appurtenant to the unit may vary from the design and/or finishes shown on the marketing drawing, depending on the location of the unit being purchased within the key plan and the building, and the purchaser expressly acknowledges and consents to such variation. The layout of the suite may be reversed depending on the location of the unit within the project. Any furniture depicted is for illustration purposes only and does not necessarily reflect the fixtures, finishes, appliances, and/or electrical plan of the unit and is not included in the purchase price. The view from or through the windows to the exterior may be partially obstructed by materials affixed to the exterior cladding of the building as part of an overall design element and/or interior structural columns that may be required pursuant to the recommendations of the project's engineers. Ceiling heights are subject to bulkheads, exposed ducts, dropped ceilings and structural beams, as applicable pursuant to the plans. All features and finishes are subject to change without notice. E.&O.E. March, 2025.

LANCET

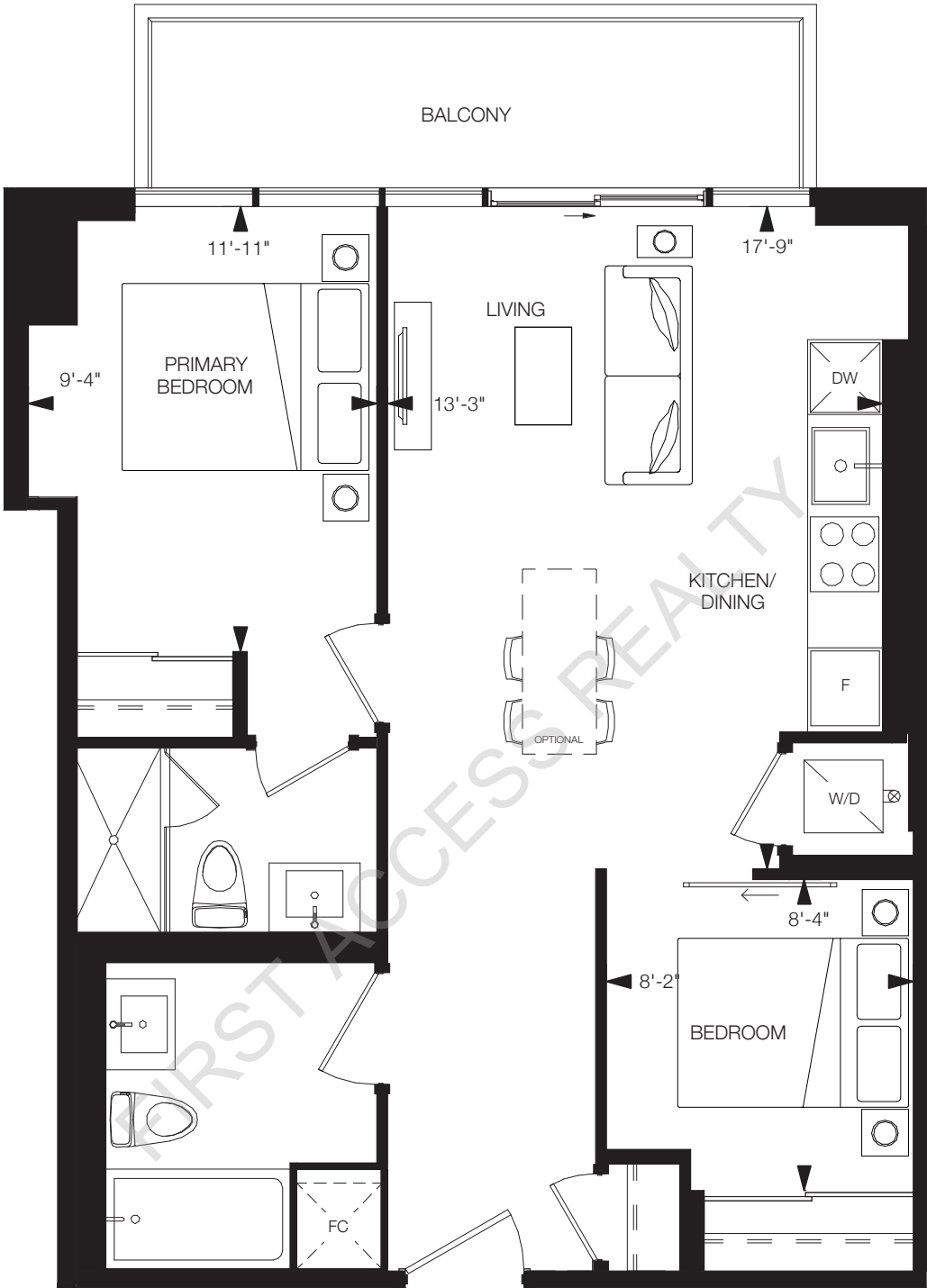
CHROME

2 Bedrooms, 2 Bathrooms

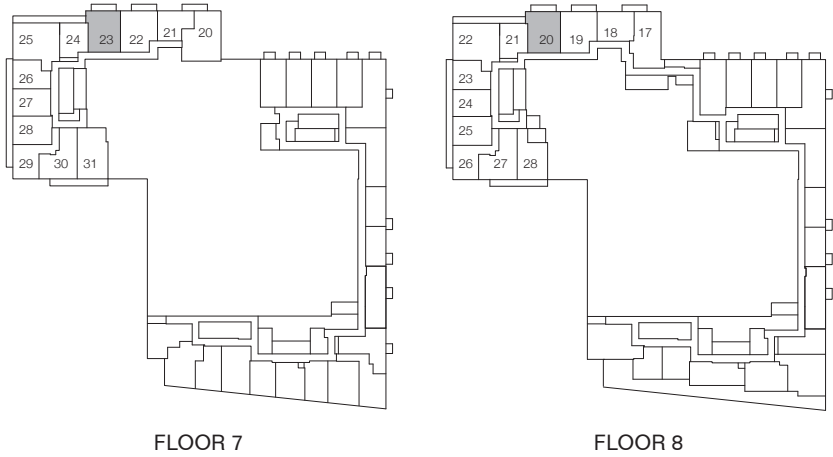
Interior: 701 sq.ft.

Exterior: 90 sq.ft.

Total: 791 sq.ft.



TOWER C



All drawings, illustrations, renderings, and views from (or of) proposed buildings shown on any brochures, advertisements, scale models, and/or marketing materials are conceptual artist's renderings only and the vendor makes no representation or warranty relating to same. Any stated areas and/or dimensions shown are approximate only and subject to normal construction variances. Actual usable floor space may vary from any stated or depicted floor area and the unit shall be measured in accordance with the provisions set out in HCRA Directive - Floor Area Calculations. Any and all measurements and/or specifications are subject to change without notice. Without limiting the foregoing, the purchaser is advised that the design, finishes, and specifications of the balcony appurtenant to the unit may vary from the design and/or finishes shown on the marketing drawing, depending on the location of the unit being purchased within the key plan and the building, and the purchaser expressly acknowledges and consents to such variation. The layout of the suite may be reversed depending on the location of the unit within the project. Any furniture depicted is for illustration purposes only and does not necessarily reflect the fixtures, finishes, appliances, and/or electrical plan of the unit and is not included in the purchase price. The view from or through the windows to the exterior may be partially obstructed by materials affixed to the exterior cladding of the building as part of an overall design element and/or interior structural columns that may be required pursuant to the recommendations of the project's engineers. Ceiling heights are subject to bulkheads, exposed ducts, dropped ceilings and structural beams, as applicable pursuant to the plans. All features and finishes are subject to change without notice. E.&O.E. March, 2025.

CHEVET

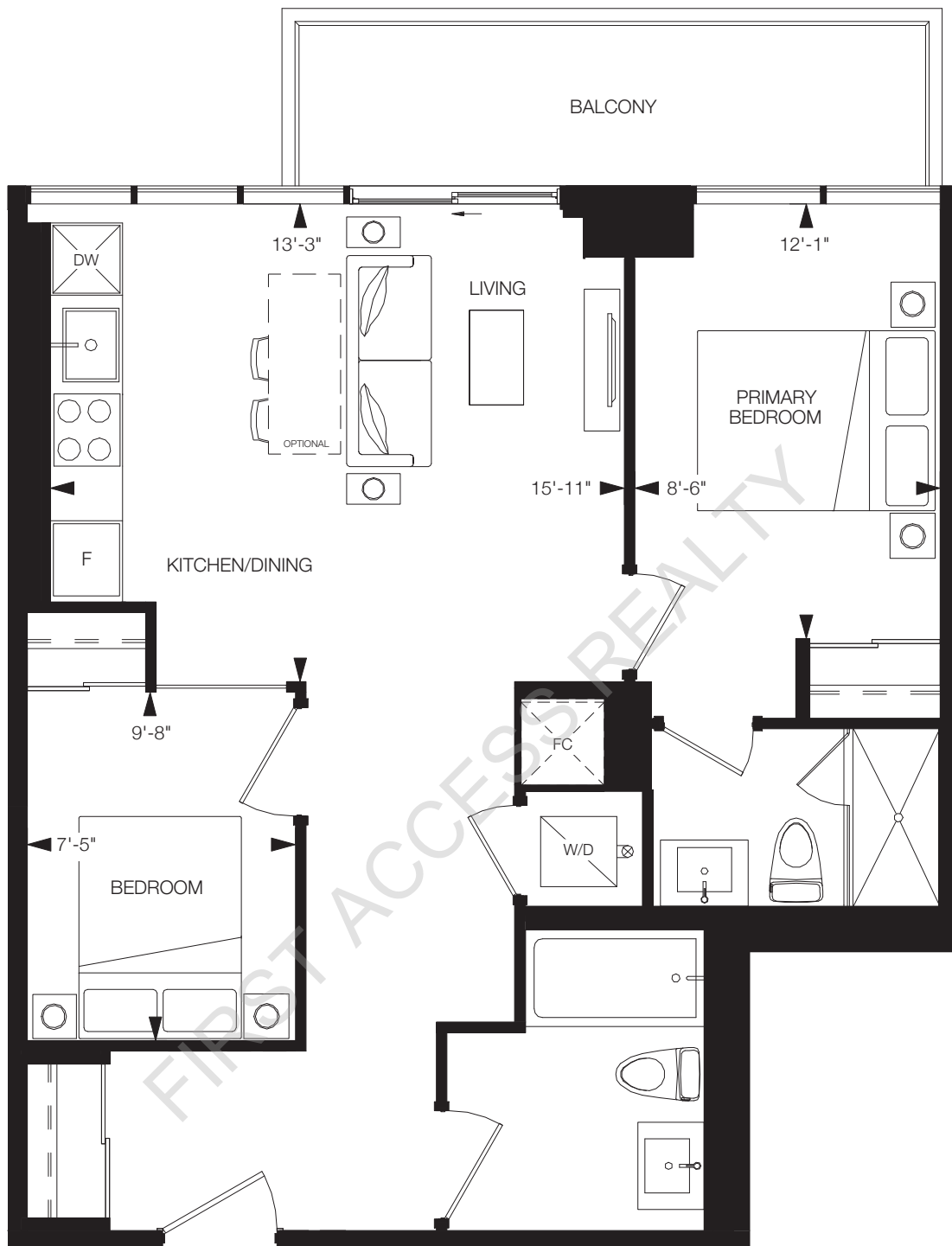
CHROME

2 Bedrooms, 2 Bathrooms

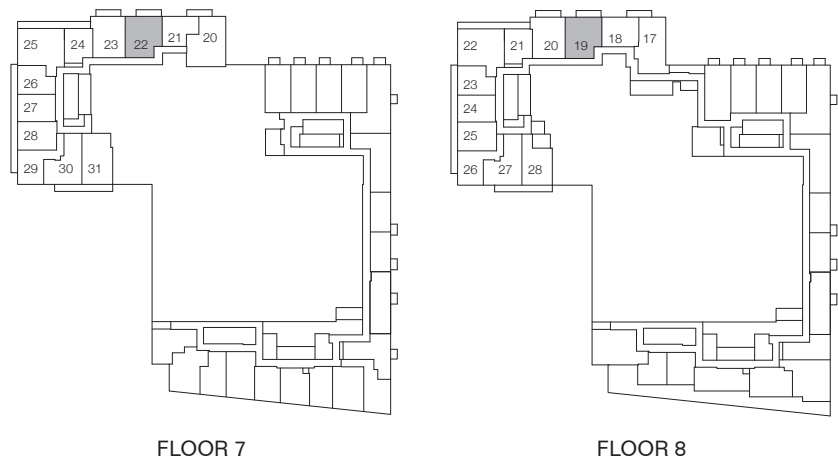
Interior: 725 sq.ft.

Exterior: 90 sq.ft.

Total: 815 sq.ft.



TOWER C

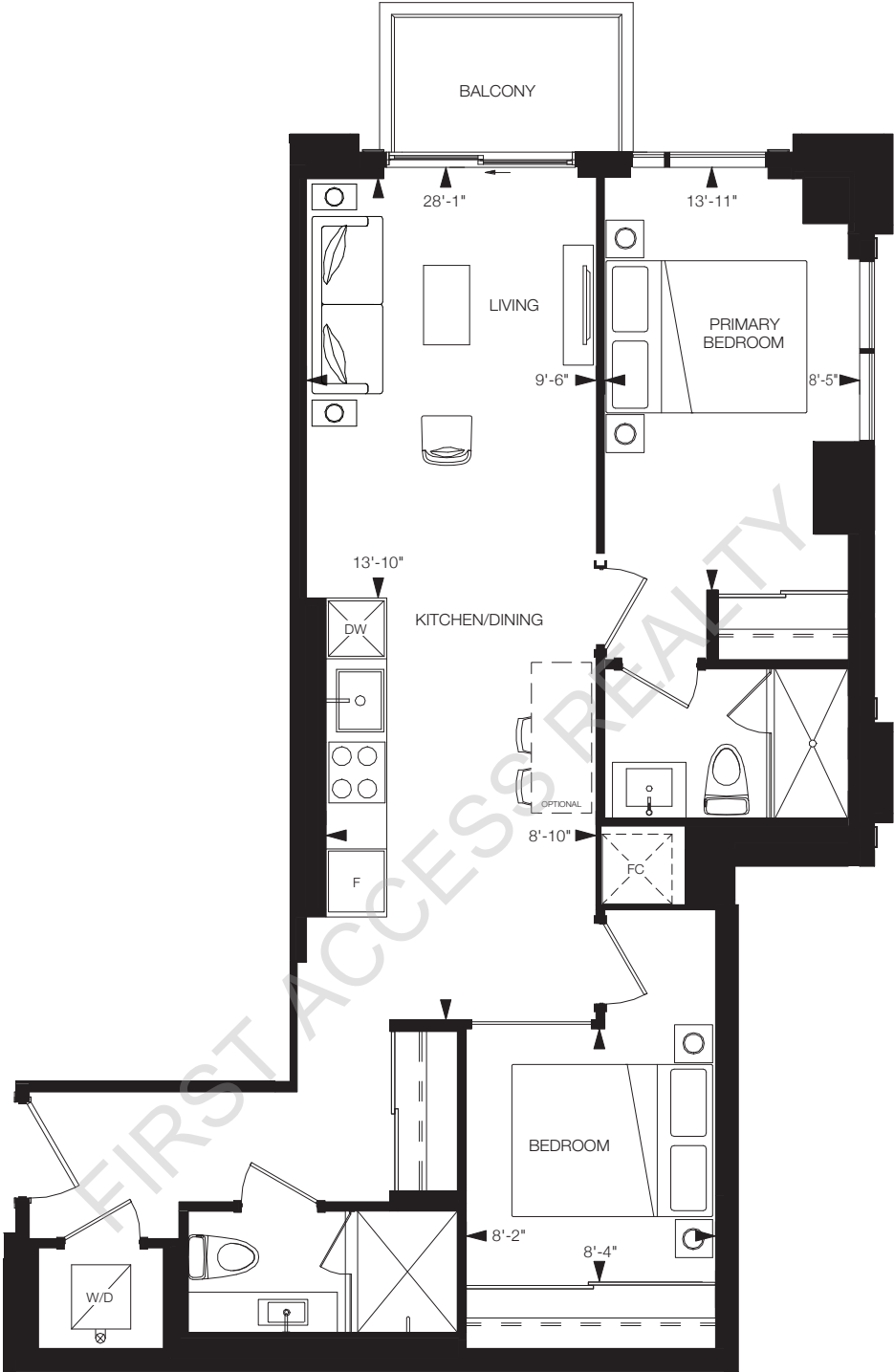


All drawings, illustrations, renderings, and views from (or of) proposed buildings shown on any brochures, advertisements, scale models, and/or marketing materials are conceptual artist's renderings only and the vendor makes no representation or warranty relating to same. Any stated areas and/or dimensions shown are approximate only and subject to normal construction variances. Actual usable floor space may vary from any stated or depicted floor area and the unit shall be measured in accordance with the provisions set out in HCRA Directive - Floor Area Calculations. Any and all measurements and/or specifications are subject to change without notice. Without limiting the foregoing, the purchaser is advised that the design, finishes, and specifications of the balcony appurtenant to the unit may vary from the design and/or finishes shown on the marketing drawing, depending on the location of the unit being purchased within the key plan and the building, and the purchaser expressly acknowledges and consents to such variation. The layout of the suite may be reversed depending on the location of the unit within the project. Any furniture depicted is for illustration purposes only and does not necessarily reflect the fixtures, finishes, appliances, and/or electrical plan of the unit and is not included in the purchase price. The view from or through the windows to the exterior may be partially obstructed by materials affixed to the exterior cladding of the building as part of an overall design element and/or interior structural columns that may be required pursuant to the recommendations of the project's engineers. Ceiling heights are subject to bulkheads, exposed ducts, dropped ceilings and structural beams, as applicable pursuant to the plans. All features and finishes are subject to change without notice. E.&O.E. March, 2025.

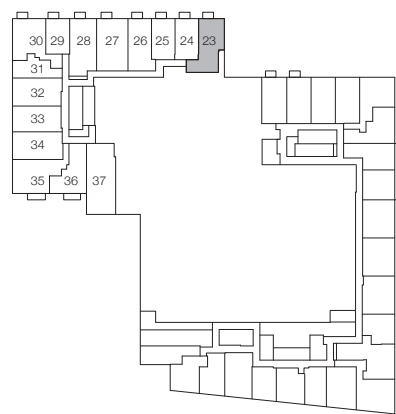
# ANTEFIX

# CHROME

2 Bedrooms, 2 Bathrooms  
Interior: 793 sq.ft.  
Exterior: 41 sq.ft.  
Total: 834 sq.ft.



TOWER C



FLOOR 3



All drawings, illustrations, renderings, and views from (or of) proposed buildings shown on any brochures, advertisements, scale models, and/or marketing materials are conceptual artist's renderings only and the vendor makes no representation or warranty relating to same. Any stated areas and/or dimensions shown are approximate only and subject to normal construction variances. Actual usable floor space may vary from any stated or depicted floor area and the unit shall be measured in accordance with the provisions set out in HCRA Directive - Floor Area Calculations. Any and all measurements and/or specifications are subject to change without notice. Without limiting the foregoing, the purchaser is advised that the design, finishes, and specifications of the balcony appurtenant to the unit may vary from the design and/or finishes shown on the marketing drawing, depending on the location of the unit being purchased within the key plan and the building, and the purchaser expressly acknowledges and consents to such variation. The layout of the suite may be reversed depending on the location of the unit within the project. Any furniture depicted is for illustration purposes only and does not necessarily reflect the fixtures, finishes, appliances, and/or electrical plan of the unit and is not included in the purchase price. The view from or through the windows to the exterior may be partially obstructed by materials affixed to the exterior cladding of the building as part of an overall design element and/or interior structural columns that may be required pursuant to the recommendations of the project's engineers. Ceiling heights are subject to bulkheads, exposed ducts, dropped ceilings and structural beams, as applicable pursuant to the plans. All features and finishes are subject to change without notice. E.&O.E. March, 2025.

# DECO

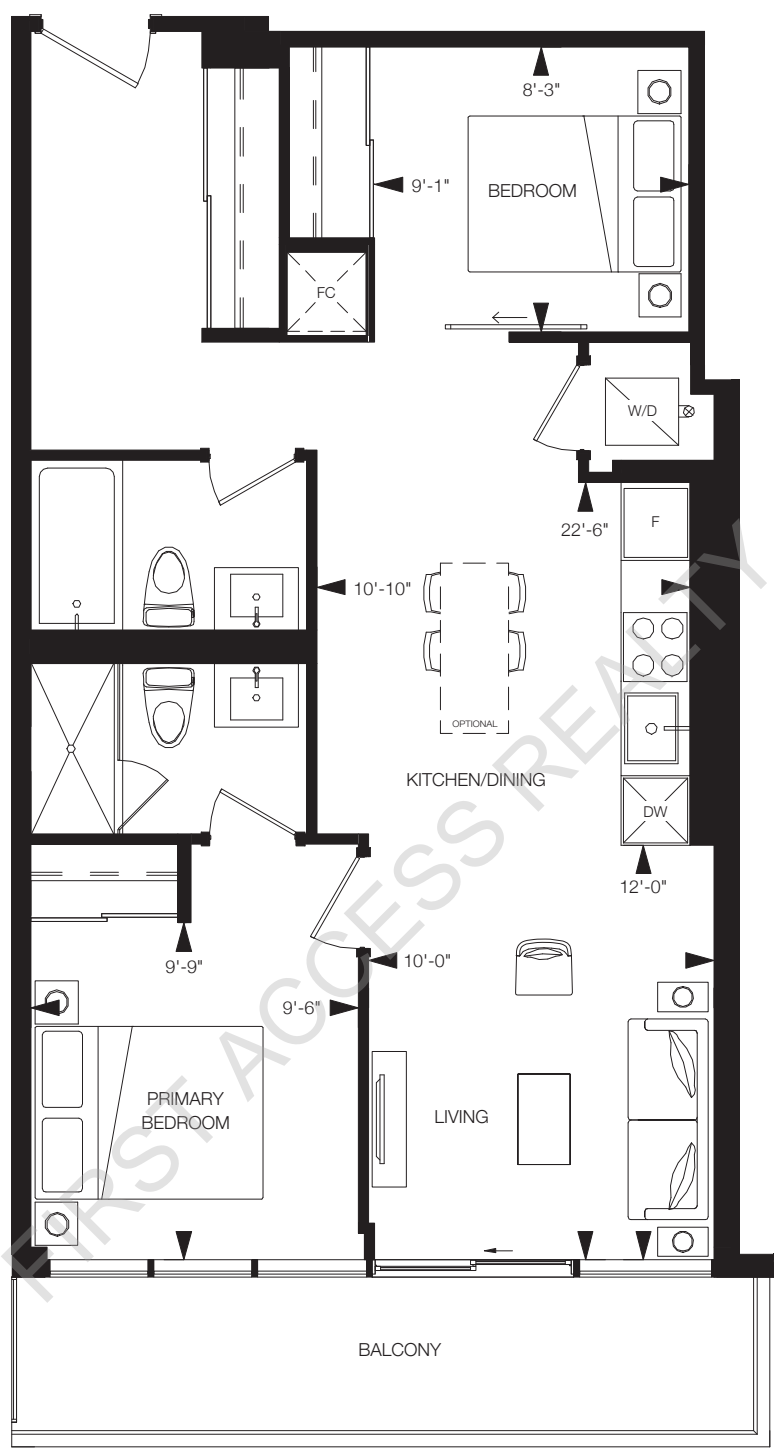
# CHROME

2 Bedrooms, 2 Bathrooms

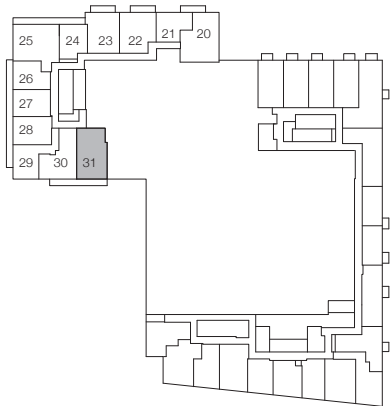
Interior: 784 sq.ft.

Exterior: 108 sq.ft.

Total: 892 sq.ft.



TOWER C



FLOOR 7



All drawings, illustrations, renderings, and views from (or of) proposed buildings shown on any brochures, advertisements, scale models, and/or marketing materials are conceptual artist's renderings only and the vendor makes no representation or warranty relating to same. Any stated areas and/or dimensions shown are approximate only and subject to normal construction variances. Actual usable floor space may vary from any stated or depicted floor area and the unit shall be measured in accordance with the provisions set out in HCRA Directive - Floor Area Calculations. Any and all measurements and/or specifications are subject to change without notice. Without limiting the foregoing, the purchaser is advised that the design, finishes, and specifications of the balcony appurtenant to the unit may vary from the design and/or finishes shown on the marketing drawing, depending on the location of the unit being purchased within the key plan and the building, and the purchaser expressly acknowledges and consents to such variation. The layout of the suite may be reversed depending on the location of the unit within the project. Any furniture depicted is for illustration purposes only and does not necessarily reflect the fixtures, finishes, appliances, and/or electrical plan of the unit and is not included in the purchase price. The view from or through the windows to the exterior may be partially obstructed by materials affixed to the exterior cladding of the building as part of an overall design element and/or interior structural columns that may be required pursuant to the recommendations of the project's engineers. Ceiling heights are subject to bulkheads, exposed ducts, dropped ceilings and structural beams, as applicable pursuant to the plans. All features and finishes are subject to change without notice. E.&O.E. March, 2025.

CHEVET-1

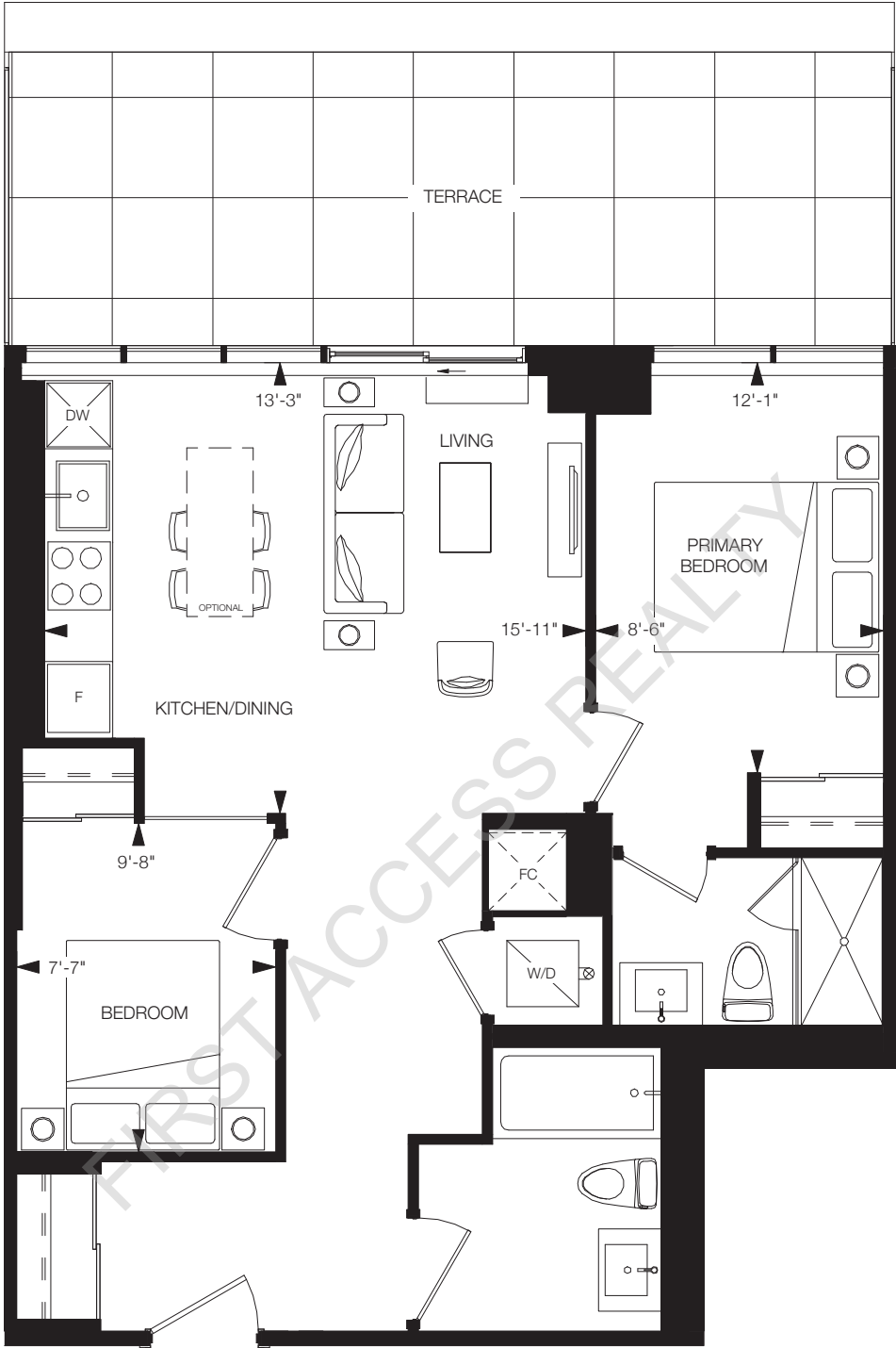
CHROME

2 Bedrooms, 2 Bathrooms

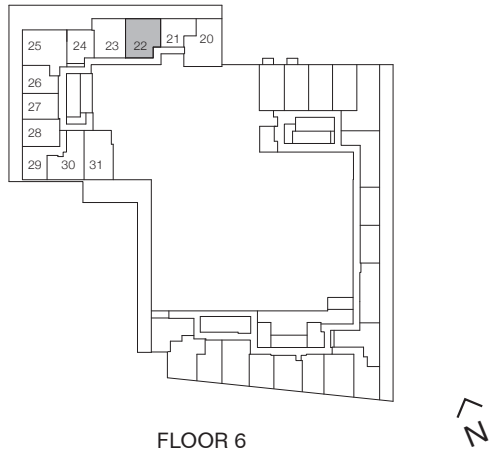
Interior: 725 sq.ft.

Exterior: 226 sq.ft.

Total: 951 sq.ft.



TOWER C



All drawings, illustrations, renderings, and views from (or of) proposed buildings shown on any brochures, advertisements, scale models, and/or marketing materials are conceptual artist's renderings only and the vendor makes no representation or warranty relating to same. Any stated areas and/or dimensions shown are approximate only and subject to normal construction variances. Actual usable floor space may vary from any stated or depicted floor area and the unit shall be measured in accordance with the provisions set out in HCRA Directive - Floor Area Calculations. Any and all measurements and/or specifications are subject to change without notice. Without limiting the foregoing, the purchaser is advised that the design, finishes, and specifications of the balcony appurtenant to the unit may vary from the design and/or finishes shown on the marketing drawing, depending on the location of the unit being purchased within the key plan and the building, and the purchaser expressly acknowledges and consents to such variation. The layout of the suite may be reversed depending on the location of the unit within the project. Any furniture depicted is for illustration purposes only and does not necessarily reflect the fixtures, finishes, appliances, and/or electrical plan of the unit and is not included in the purchase price. The view from or through the windows to the exterior may be partially obstructed by materials affixed to the exterior cladding of the building as part of an overall design element and/or interior structural columns that may be required pursuant to the recommendations of the project's engineers. Ceiling heights are subject to bulkheads, exposed ducts, dropped ceilings and structural beams, as applicable pursuant to the plans. All features and finishes are subject to change without notice. E.&O.E. March, 2025.

DECO-1

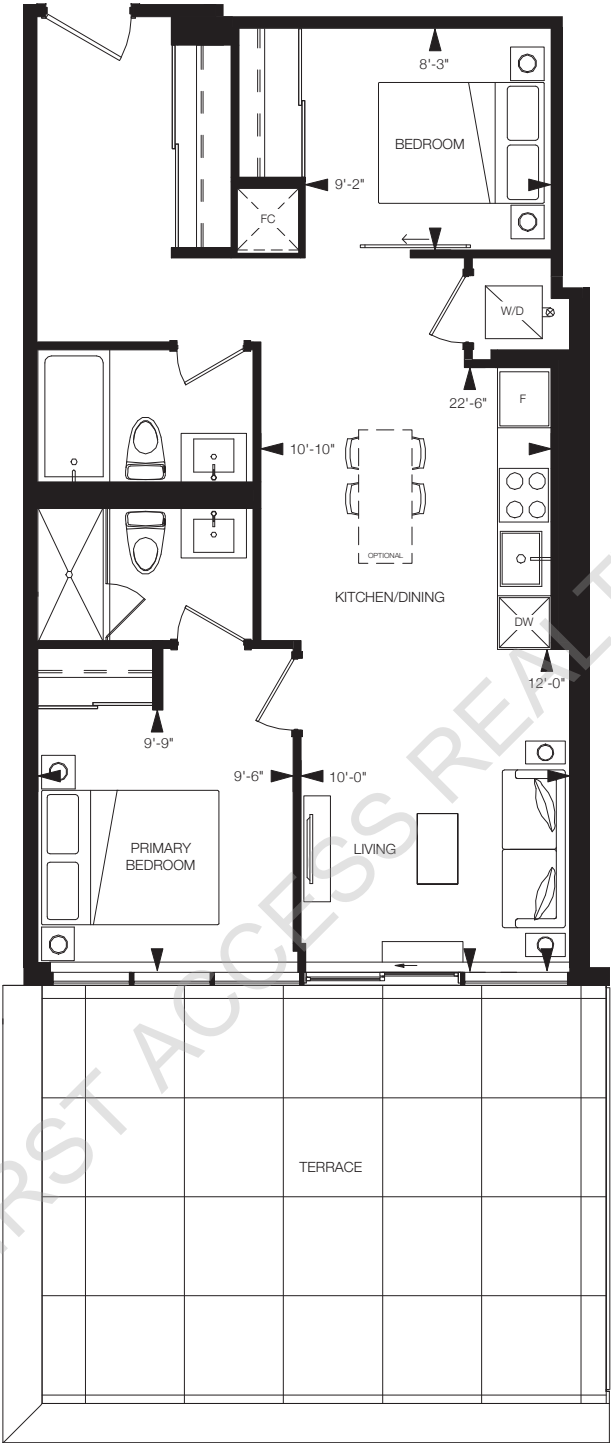
CHROME

2 Bedrooms, 2 Bathrooms

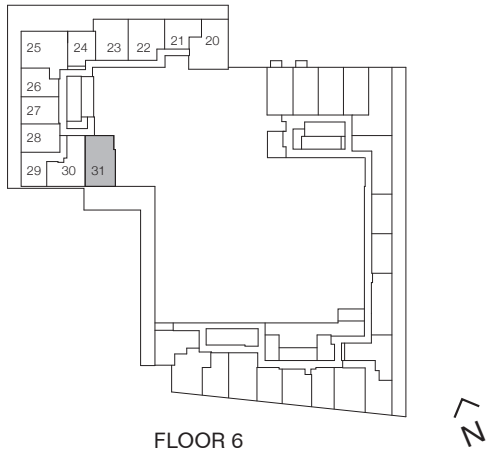
Interior: 784 sq.ft.

Exterior: 329 sq.ft.

Total: 1,113 sq.ft.



TOWER C



All drawings, illustrations, renderings, and views from (or of) proposed buildings shown on any brochures, advertisements, scale models, and/or marketing materials are conceptual artist's renderings only and the vendor makes no representation or warranty relating to same. Any stated areas and/or dimensions shown are approximate only and subject to normal construction variances. Actual usable floor space may vary from any stated or depicted floor area and the unit shall be measured in accordance with the provisions set out in HCRA Directive - Floor Area Calculations. Any and all measurements and/or specifications are subject to change without notice. Without limiting the foregoing, the purchaser is advised that the design, finishes, and specifications of the balcony appurtenant to the unit may vary from the design and/or finishes shown on the marketing drawing, depending on the location of the unit being purchased within the key plan and the building, and the purchaser expressly acknowledges and consents to such variation. The layout of the suite may be reversed depending on the location of the unit within the project. Any furniture depicted is for illustration purposes only and does not necessarily reflect the fixtures, finishes, appliances, and/or electrical plan of the unit and is not included in the purchase price. The view from or through the windows to the exterior may be partially obstructed by materials affixed to the exterior cladding of the building as part of an overall design element and/or interior structural columns that may be required pursuant to the recommendations of the project's engineers. Ceiling heights are subject to bulkheads, exposed ducts, dropped ceilings and structural beams, as applicable pursuant to the plans. All features and finishes are subject to change without notice. E.&O.E. March, 2025.



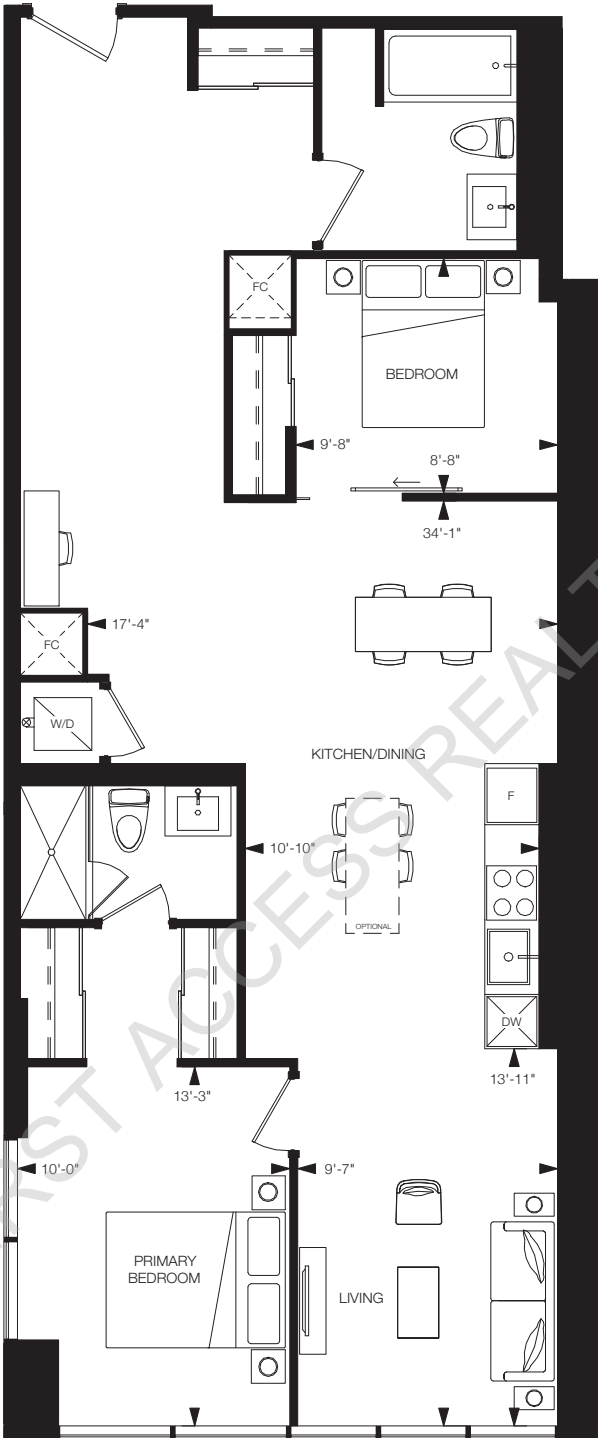
PERRON

CHROME

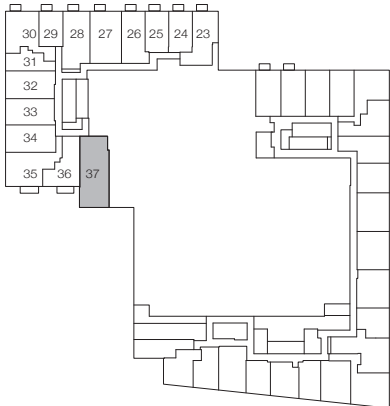
2 Bedrooms, 2 Bathrooms

Interior: 1,142 sq.ft.

Total: 1,142 sq.ft.



TOWER C



FLOORS 3 - 4

All drawings, illustrations, renderings, and views from (or of) proposed buildings shown on any brochures, advertisements, scale models, and/or marketing materials are conceptual artist's renderings only and the vendor makes no representation or warranty relating to same. Any stated areas and/or dimensions shown are approximate only and subject to normal construction variances. Actual usable floor space may vary from any stated or depicted floor area and the unit shall be measured in accordance with the provisions set out in HCRA Directive - Floor Area Calculations. Any and all measurements and/or specifications are subject to change without notice. Without limiting the foregoing, the purchaser is advised that the design, finishes, and specifications of the balcony appurtenant to the unit may vary from the design and/or finishes shown on the marketing drawing, depending on the location of the unit being purchased within the key plan and the building, and the purchaser expressly acknowledges and consents to such variation. The layout of the suite may be reversed depending on the location of the unit within the project. Any furniture depicted is for illustration purposes only and does not necessarily reflect the fixtures, finishes, appliances, and/or electrical plan of the unit and is not included in the purchase price. The view from or through the windows to the exterior may be partially obstructed by materials affixed to the exterior cladding of the building as part of an overall design element and/or interior structural columns that may be required pursuant to the recommendations of the project's engineers. Ceiling heights are subject to bulkheads, exposed ducts, dropped ceilings and structural beams, as applicable pursuant to the plans. All features and finishes are subject to change without notice. E.&O.E. March, 2025.

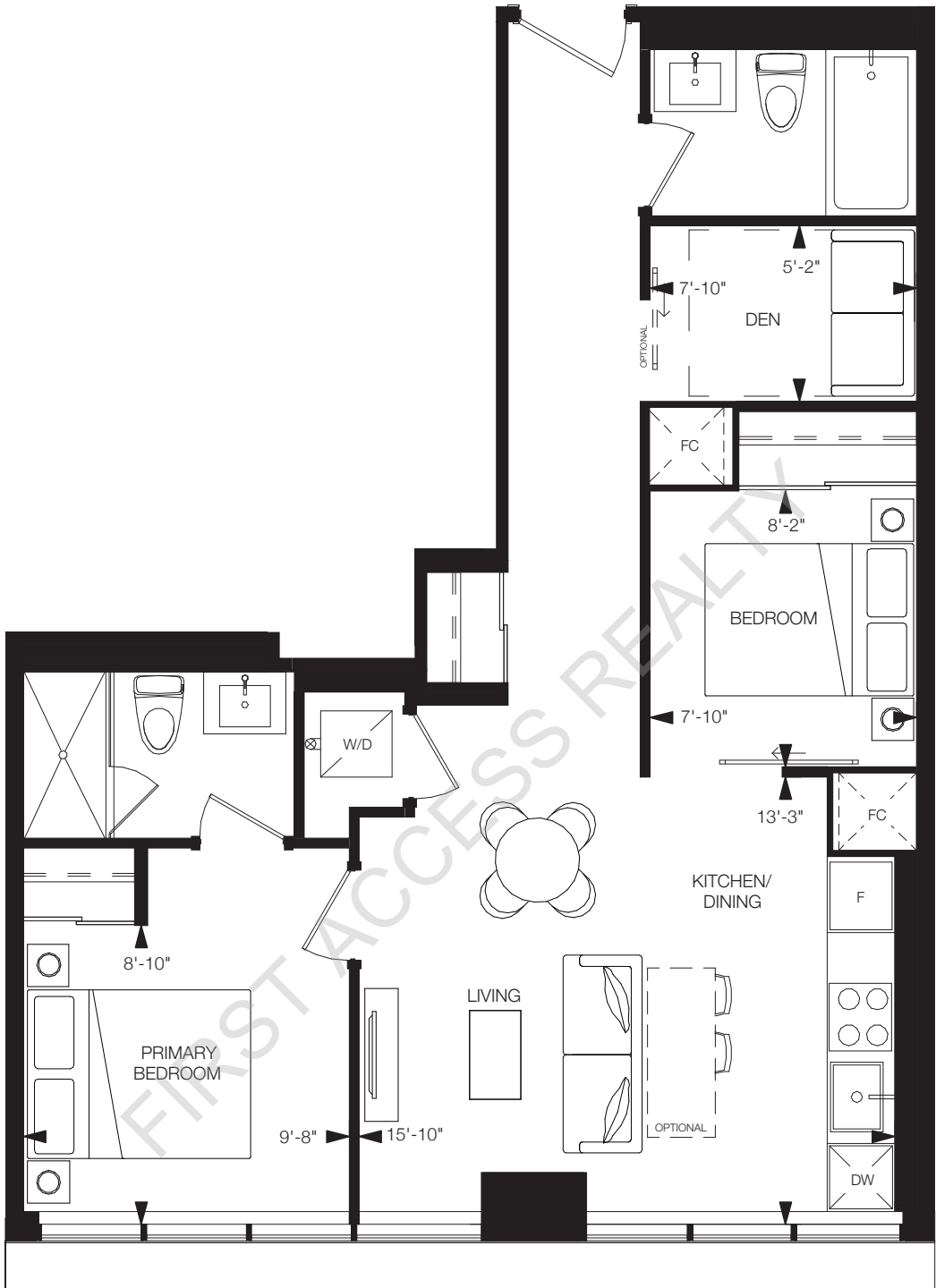
CHIC-1

CHROME

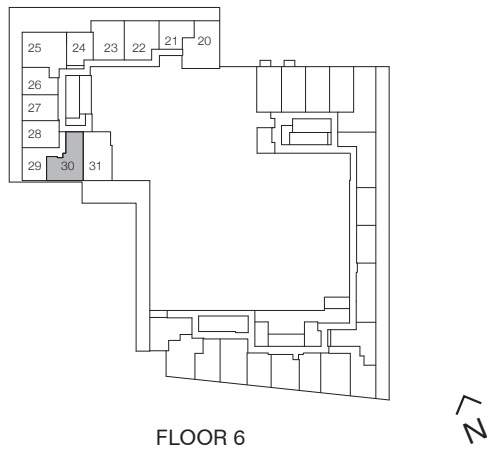
2 Bedrooms + Den, 2 Bathrooms

Interior: 739 sq.ft.

Total: 739 sq.ft.



TOWER C



All drawings, illustrations, renderings, and views from (or of) proposed buildings shown on any brochures, advertisements, scale models, and/or marketing materials are conceptual artist's renderings only and the vendor makes no representation or warranty relating to same. Any stated areas and/or dimensions shown are approximate only and subject to normal construction variances. Actual usable floor space may vary from any stated or depicted floor area and the unit shall be measured in accordance with the provisions set out in HCRA Directive - Floor Area Calculations. Any and all measurements and/or specifications are subject to change without notice. Without limiting the foregoing, the purchaser is advised that the design, finishes, and specifications of the balcony appurtenant to the unit may vary from the design and/or finishes shown on the marketing drawing, depending on the location of the unit being purchased within the key plan and the building, and the purchaser expressly acknowledges and consents to such variation. The layout of the suite may be reversed depending on the location of the unit within the project. Any furniture depicted is for illustration purposes only and does not necessarily reflect the fixtures, finishes, appliances, and/or electrical plan of the unit and is not included in the purchase price. The view from or through the windows to the exterior may be partially obstructed by materials affixed to the exterior cladding of the building as part of an overall design element and/or interior structural columns that may be required pursuant to the recommendations of the project's engineers. Ceiling heights are subject to bulkheads, exposed ducts, dropped ceilings and structural beams, as applicable pursuant to the plans. All features and finishes are subject to change without notice. E.&O.E. March, 2025.

CHIC

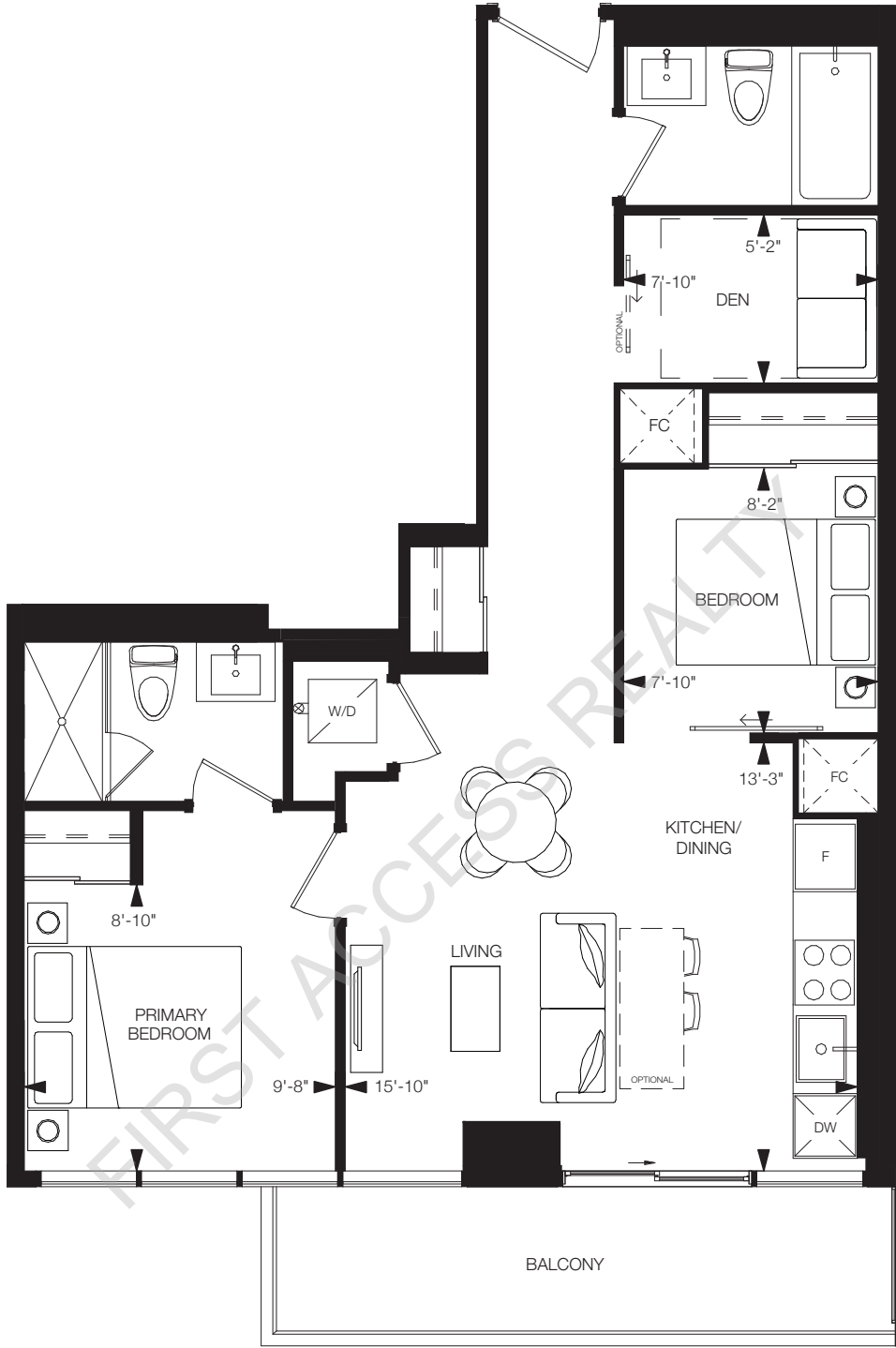
CHROME

2 Bedrooms + Den, 2 Bathrooms

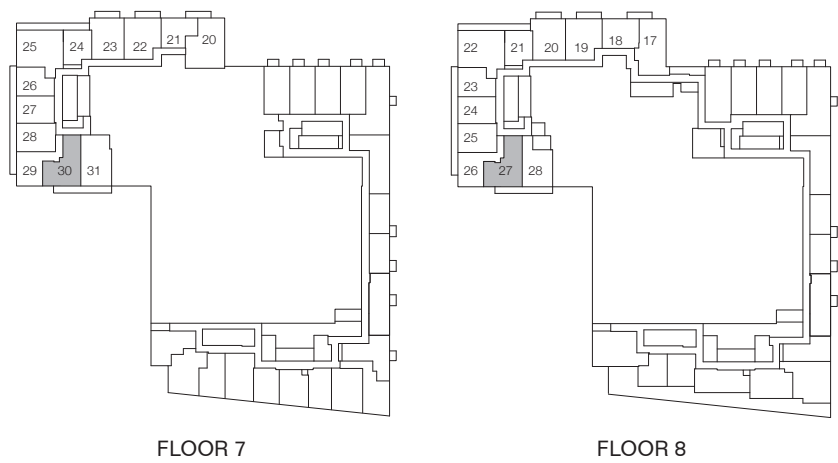
Interior: 739 sq.ft.

Exterior: 97 sq.ft.

Total: 836 sq.ft.



TOWER C



All drawings, illustrations, renderings, and views from (or of) proposed buildings shown on any brochures, advertisements, scale models, and/or marketing materials are conceptual artist's renderings only and the vendor makes no representation or warranty relating to same. Any stated areas and/or dimensions shown are approximate only and subject to normal construction variances. Actual usable floor space may vary from any stated or depicted floor area and the unit shall be measured in accordance with the provisions set out in HCRA Directive - Floor Area Calculations. Any and all measurements and/or specifications are subject to change without notice. Without limiting the foregoing, the purchaser is advised that the design, finishes, and specifications of the balcony appurtenant to the unit may vary from the design and/or finishes shown on the marketing drawing, depending on the location of the unit being purchased within the key plan and the building, and the purchaser expressly acknowledges and consents to such variation. The layout of the suite may be reversed depending on the location of the unit within the project. Any furniture depicted is for illustration purposes only and does not necessarily reflect the fixtures, finishes, appliances, and/or electrical plan of the unit and is not included in the purchase price. The view from or through the windows to the exterior may be partially obstructed by materials affixed to the exterior cladding of the building as part of an overall design element and/or interior structural columns that may be required pursuant to the recommendations of the project's engineers. Ceiling heights are subject to bulkheads, exposed ducts, dropped ceilings and structural beams, as applicable pursuant to the plans. All features and finishes are subject to change without notice. E.&O.E. March, 2025.

# BAGUET

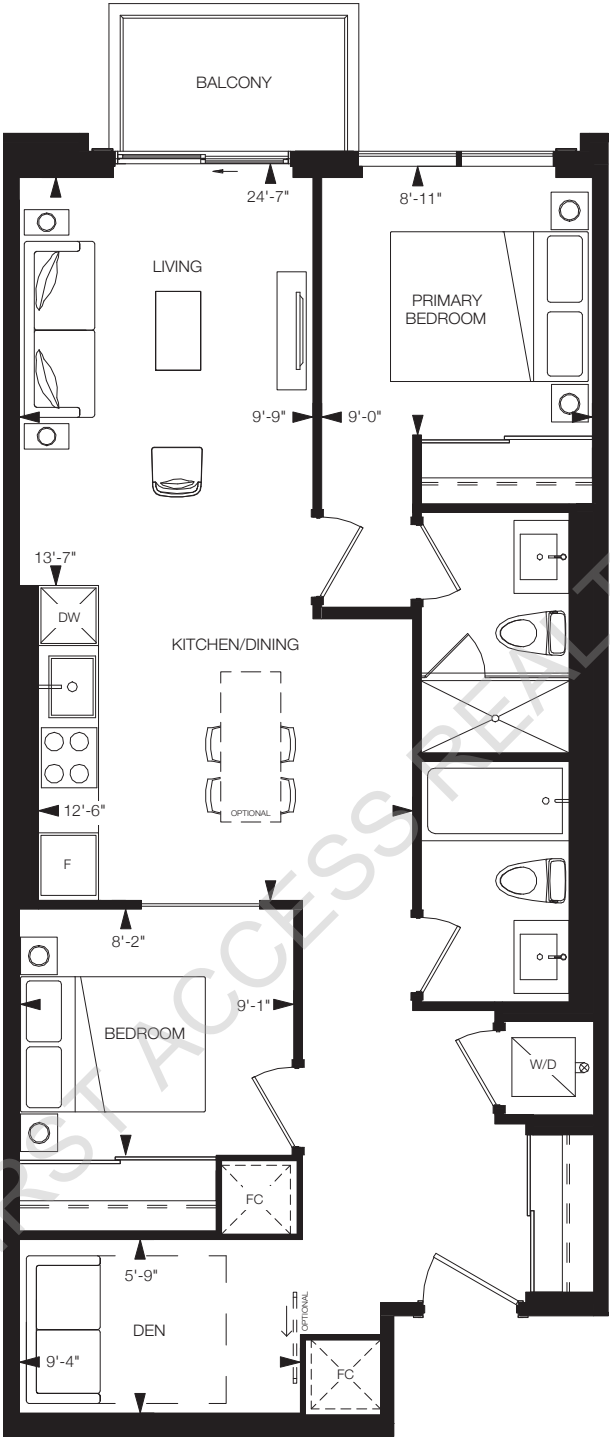
# CHROME

2 Bedrooms + Den, 2 Bathrooms

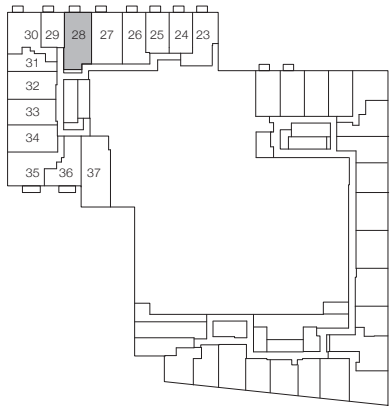
Interior: 848 sq.ft.

Exterior: 41 sq.ft.

Total: 889 sq.ft.



TOWER C



FLOORS 3 - 5



All drawings, illustrations, renderings, and views from (or of) proposed buildings shown on any brochures, advertisements, scale models, and/or marketing materials are conceptual artist's renderings only and the vendor makes no representation or warranty relating to same. Any stated areas and/or dimensions shown are approximate only and subject to normal construction variances. Actual usable floor space may vary from any stated or depicted floor area and the unit shall be measured in accordance with the provisions set out in HCRA Directive - Floor Area Calculations. Any and all measurements and/or specifications are subject to change without notice. Without limiting the foregoing, the purchaser is advised that the design, finishes, and specifications of the balcony appurtenant to the unit may vary from the design and/or finishes shown on the marketing drawing, depending on the location of the unit being purchased within the key plan and the building, and the purchaser expressly acknowledges and consents to such variation. The layout of the suite may be reversed depending on the location of the unit within the project. Any furniture depicted is for illustration purposes only and does not necessarily reflect the fixtures, finishes, appliances, and/or electrical plan of the unit and is not included in the purchase price. The view from or through the windows to the exterior may be partially obstructed by materials affixed to the exterior cladding of the building as part of an overall design element and/or interior structural columns that may be required pursuant to the recommendations of the project's engineers. Ceiling heights are subject to bulkheads, exposed ducts, dropped ceilings and structural beams, as applicable pursuant to the plans. All features and finishes are subject to change without notice. E.&O.E. March, 2025.

# SPIRE

# CHROME

2 Bedrooms + Den, 2 Bathrooms

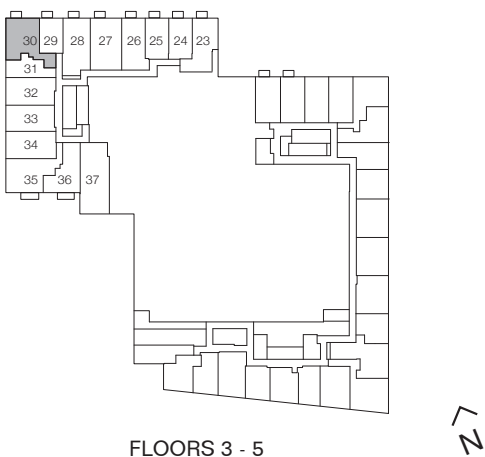
Interior: 856 sq.ft.

Exterior: 41 sq.ft.

Total: 897 sq.ft.



TOWER C



All drawings, illustrations, renderings, and views from (or of) proposed buildings shown on any brochures, advertisements, scale models, and/or marketing materials are conceptual artist's renderings only and the vendor makes no representation or warranty relating to same. Any stated areas and/or dimensions shown are approximate only and subject to normal construction variances. Actual usable floor space may vary from any stated or depicted floor area and the unit shall be measured in accordance with the provisions set out in HCRA Directive - Floor Area Calculations. Any and all measurements and/or specifications are subject to change without notice. Without limiting the foregoing, the purchaser is advised that the design, finishes, and specifications of the balcony appurtenant to the unit may vary from the design and/or finishes shown on the marketing drawing, depending on the location of the unit being purchased within the key plan and the building, and the purchaser expressly acknowledges and consents to such variation. The layout of the suite may be reversed depending on the location of the unit within the project. Any furniture depicted is for illustration purposes only and does not necessarily reflect the fixtures, finishes, appliances, and/or electrical plan of the unit and is not included in the purchase price. The view from or through the windows to the exterior may be partially obstructed by materials affixed to the exterior cladding of the building as part of an overall design element and/or interior structural columns that may be required pursuant to the recommendations of the project's engineers. Ceiling heights are subject to bulkheads, exposed ducts, dropped ceilings and structural beams, as applicable pursuant to the plans. All features and finishes are subject to change without notice. E.&O.E. March, 2025.

TELAMON

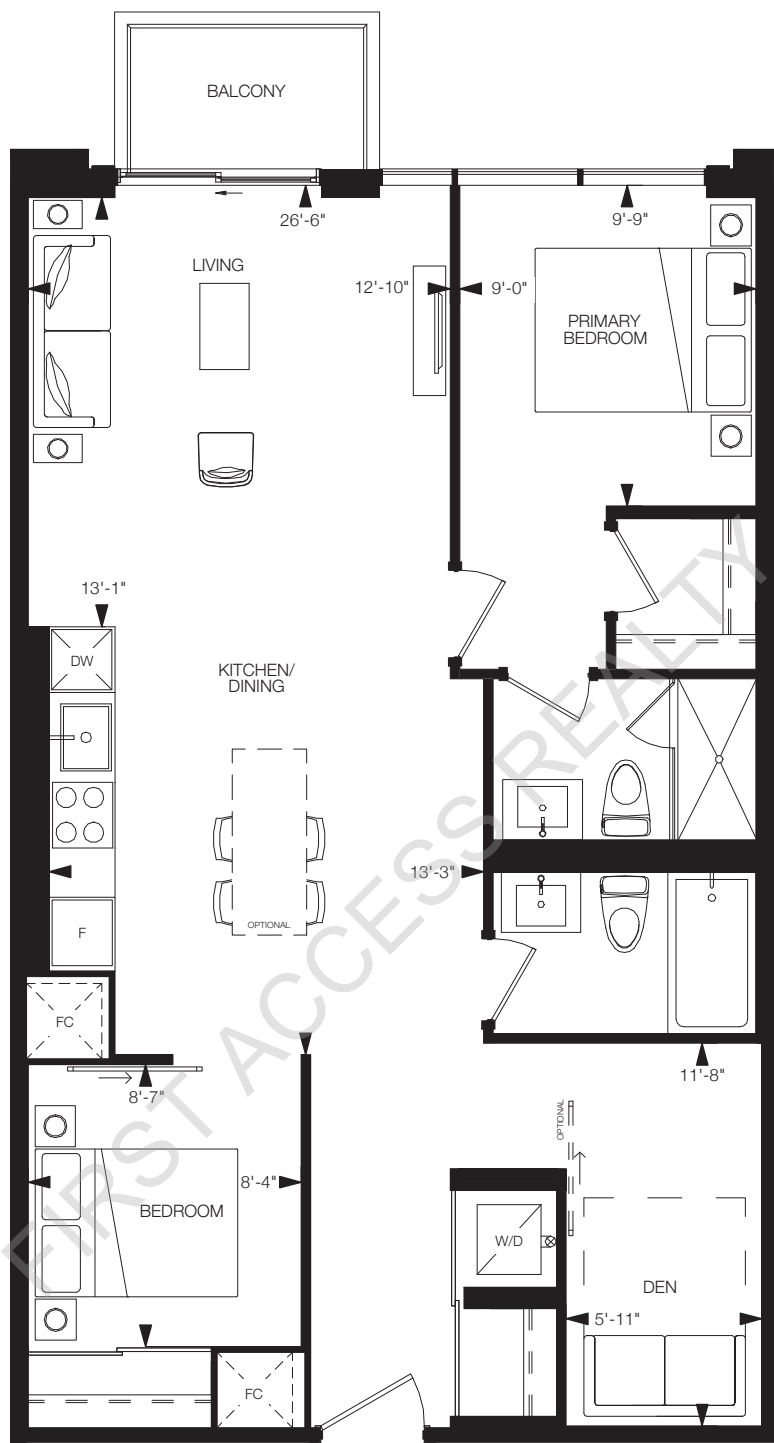
CHROME

2 Bedrooms + Den, 2 Bathrooms

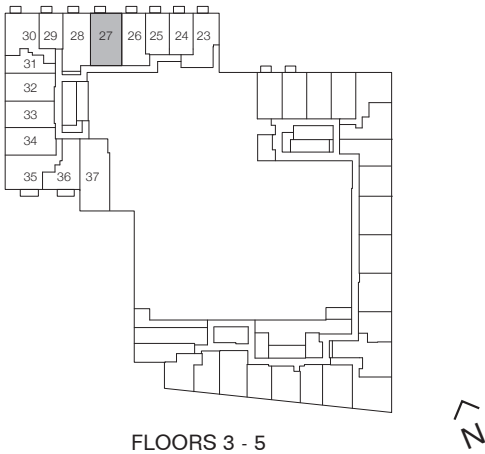
Interior: 905 sq.ft.

Exterior: 41 sq.ft.

Total: 946 sq.ft.



TOWER C



All drawings, illustrations, renderings, and views from (or of) proposed buildings shown on any brochures, advertisements, scale models, and/or marketing materials are conceptual artist's renderings only and the vendor makes no representation or warranty relating to same. Any stated areas and/or dimensions shown are approximate only and subject to normal construction variances. Actual usable floor space may vary from any stated or depicted floor area and the unit shall be measured in accordance with the provisions set out in HCRA Directive - Floor Area Calculations. Any and all measurements and/or specifications are subject to change without notice. Without limiting the foregoing, the purchaser is advised that the design, finishes, and specifications of the balcony appurtenant to the unit may vary from the design and/or finishes shown on the marketing drawing, depending on the location of the unit being purchased within the key plan and the building, and the purchaser expressly acknowledges and consents to such variation. The layout of the suite may be reversed depending on the location of the unit within the project. Any furniture depicted is for illustration purposes only and does not necessarily reflect the fixtures, finishes, appliances, and/or electrical plan of the unit and is not included in the purchase price. The view from or through the windows to the exterior may be partially obstructed by materials affixed to the exterior cladding of the building as part of an overall design element and/or interior structural columns that may be required pursuant to the recommendations of the project's engineers. Ceiling heights are subject to bulkheads, exposed ducts, dropped ceilings and structural beams, as applicable pursuant to the plans. All features and finishes are subject to change without notice. E.&O.E. March, 2025.

METOPE

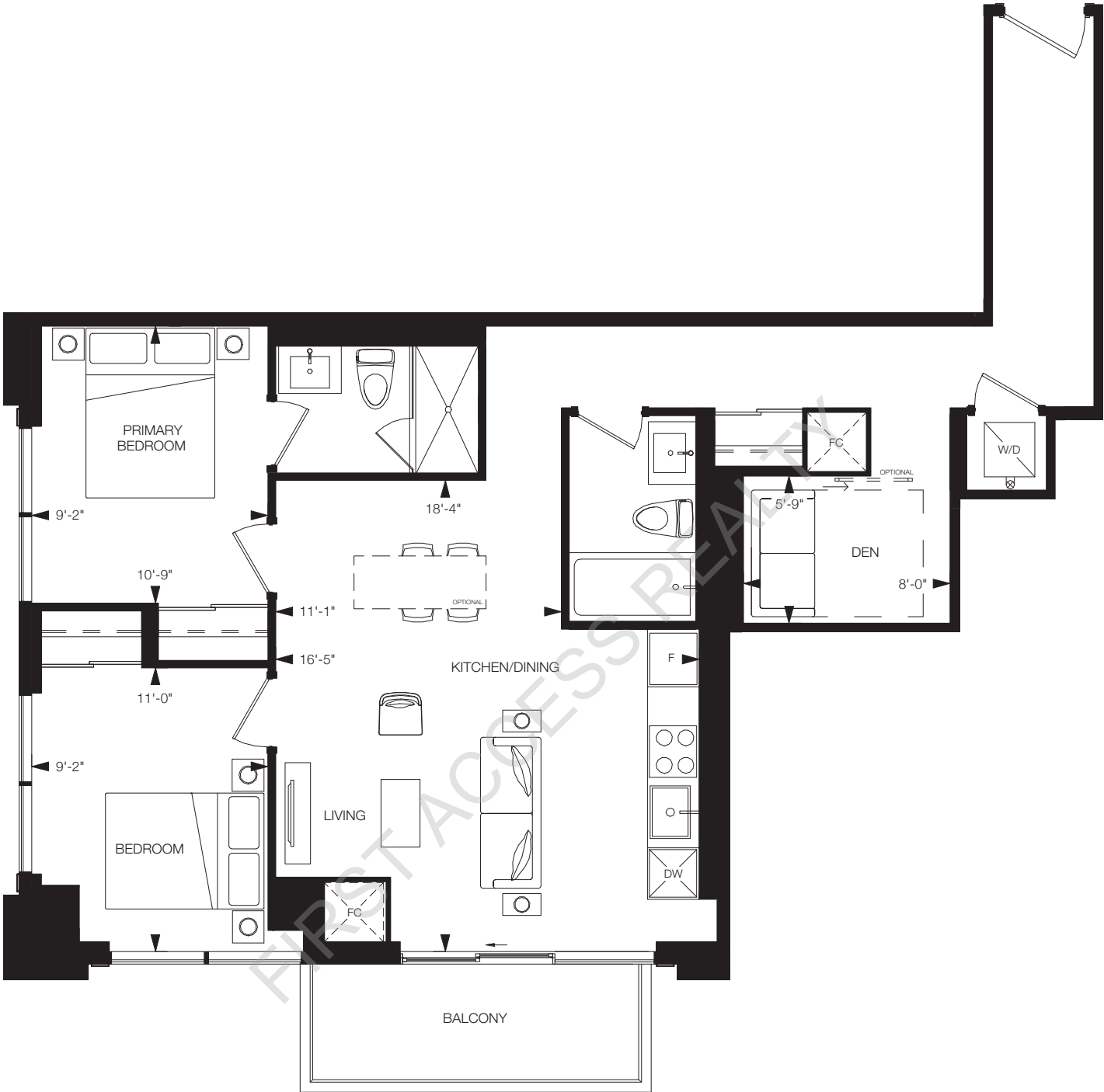
CHROME

2 Bedrooms + Den, 2 Bathrooms

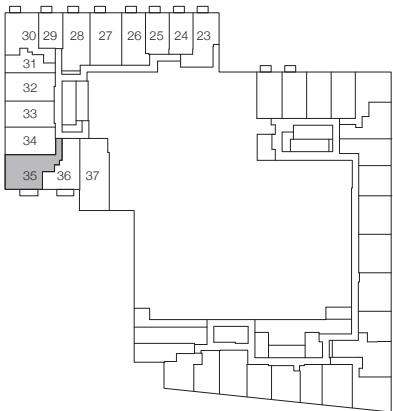
Interior: 908 sq.ft.

Exterior: 68 sq.ft.

Total: 976 sq.ft.



TOWER C



FLOORS 3 - 5



All drawings, illustrations, renderings, and views from (or of) proposed buildings shown on any brochures, advertisements, scale models, and/or marketing materials are conceptual artist's renderings only and the vendor makes no representation or warranty relating to same. Any stated areas and/or dimensions shown are approximate only and subject to normal construction variances. Actual usable floor space may vary from any stated or depicted floor area and the unit shall be measured in accordance with the provisions set out in HCRA Directive - Floor Area Calculations. Any and all measurements and/or specifications are subject to change without notice. Without limiting the foregoing, the purchaser is advised that the design, finishes, and specifications of the balcony appurtenant to the unit may vary from the design and/or finishes shown on the marketing drawing, depending on the location of the unit being purchased within the key plan and the building, and the purchaser expressly acknowledges and consents to such variation. The layout of the suite may be reversed depending on the location of the unit within the project. Any furniture depicted is for illustration purposes only and does not necessarily reflect the fixtures, finishes, appliances, and/or electrical plan of the unit and is not included in the purchase price. The view from or through the windows to the exterior may be partially obstructed by materials affixed to the exterior cladding of the building as part of an overall design element and/or interior structural columns that may be required pursuant to the recommendations of the project's engineers. Ceiling heights are subject to bulkheads, exposed ducts, dropped ceilings and structural beams, as applicable pursuant to the plans. All features and finishes are subject to change without notice. E.&O.E. March, 2025.

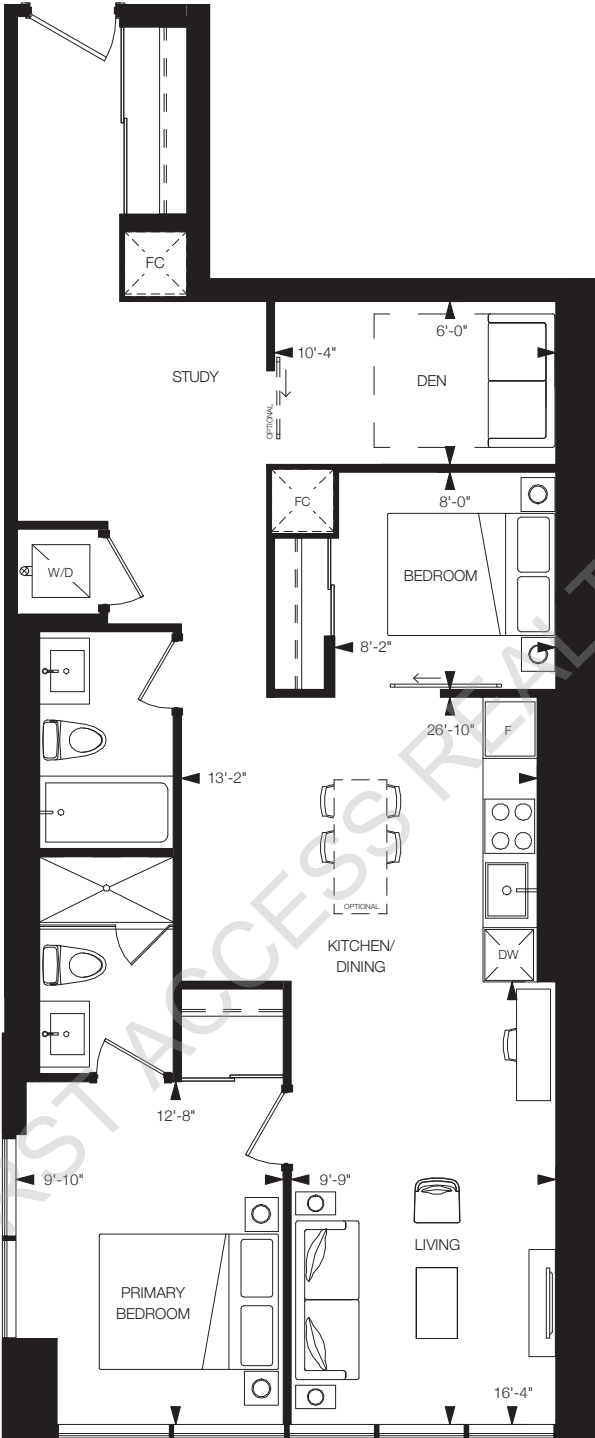
GALLERY

CHROME

2 Bedrooms + Den, 2 Bathrooms

Interior: 1,011 sq.ft.

Total: 1,011 sq.ft.



TOWER C



FLOOR 5



All drawings, illustrations, renderings, and views from (or of) proposed buildings shown on any brochures, advertisements, scale models, and/or marketing materials are conceptual artist's renderings only and the vendor makes no representation or warranty relating to same. Any stated areas and/or dimensions shown are approximate only and subject to normal construction variances. Actual usable floor space may vary from any stated or depicted floor area and the unit shall be measured in accordance with the provisions set out in HCRA Directive - Floor Area Calculations. Any and all measurements and/or specifications are subject to change without notice. Without limiting the foregoing, the purchaser is advised that the design, finishes, and specifications of the balcony appurtenant to the unit may vary from the design and/or finishes shown on the marketing drawing, depending on the location of the unit being purchased within the key plan and the building, and the purchaser expressly acknowledges and consents to such variation. The layout of the suite may be reversed depending on the location of the unit within the project. Any furniture depicted is for illustration purposes only and does not necessarily reflect the fixtures, finishes, appliances, and/or electrical plan of the unit and is not included in the purchase price. The view from or through the windows to the exterior may be partially obstructed by materials affixed to the exterior cladding of the building as part of an overall design element and/or interior structural columns that may be required pursuant to the recommendations of the project's engineers. Ceiling heights are subject to bulkheads, exposed ducts, dropped ceilings and structural beams, as applicable pursuant to the plans. All features and finishes are subject to change without notice. E.&O.E. March, 2025.



ECLECTIC

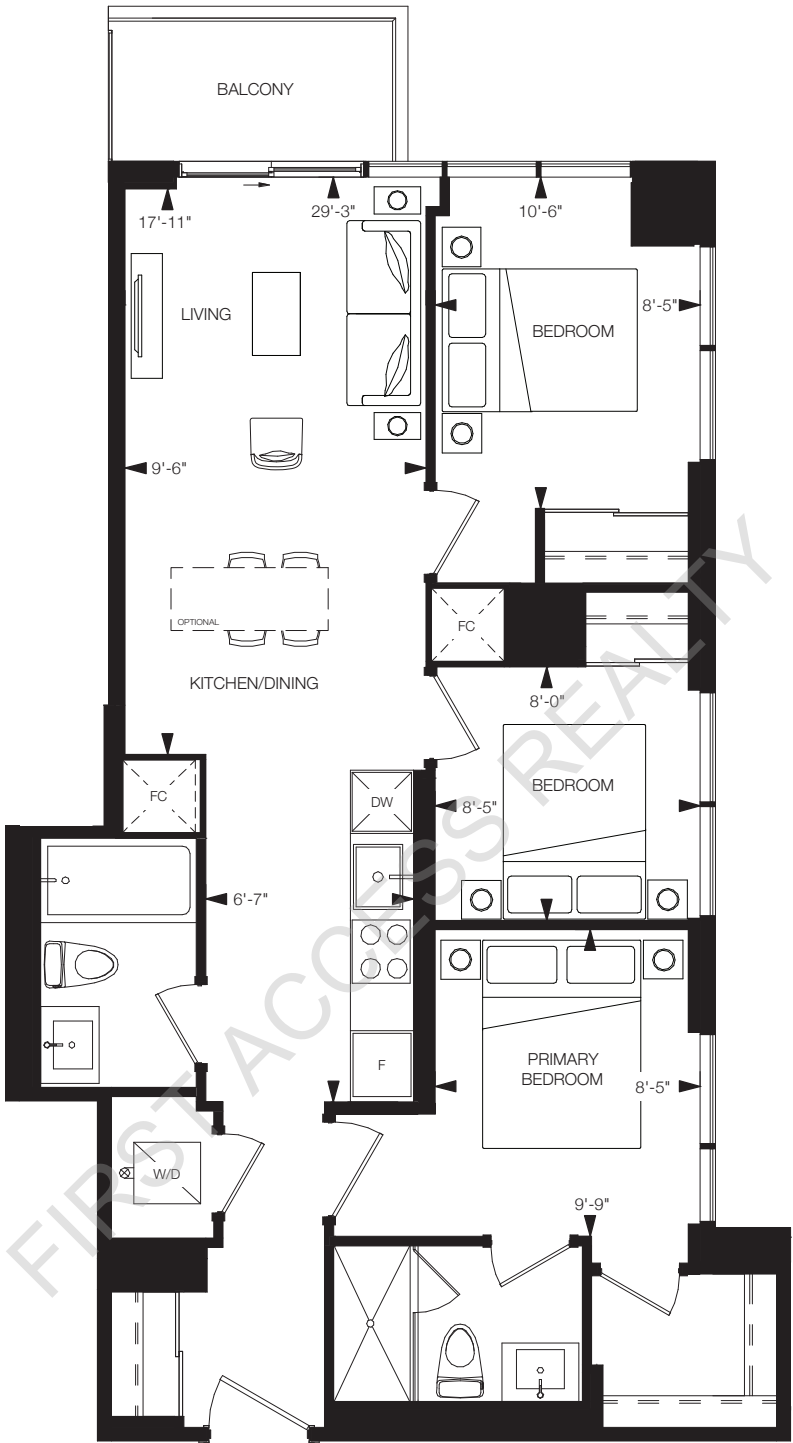
CHROME

3 Bedrooms, 2 Bathrooms

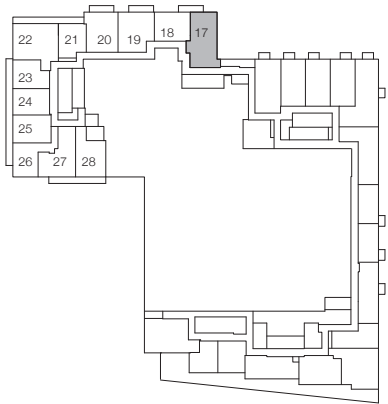
Interior: 833 sq.ft.

Exterior: 47 sq.ft.

Total: 880 sq.ft.



TOWER C



FLOOR 8



All drawings, illustrations, renderings, and views from (or of) proposed buildings shown on any brochures, advertisements, scale models, and/or marketing materials are conceptual artist's renderings only and the vendor makes no representation or warranty relating to same. Any stated areas and/or dimensions shown are approximate only and subject to normal construction variances. Actual usable floor space may vary from any stated or depicted floor area and the unit shall be measured in accordance with the provisions set out in HCRA Directive - Floor Area Calculations. Any and all measurements and/or specifications are subject to change without notice. Without limiting the foregoing, the purchaser is advised that the design, finishes, and specifications of the balcony appurtenant to the unit may vary from the design and/or finishes shown on the marketing drawing, depending on the location of the unit being purchased within the key plan and the building, and the purchaser expressly acknowledges and consents to such variation. The layout of the suite may be reversed depending on the location of the unit within the project. Any furniture depicted is for illustration purposes only and does not necessarily reflect the fixtures, finishes, appliances, and/or electrical plan of the unit and is not included in the purchase price. The view from or through the windows to the exterior may be partially obstructed by materials affixed to the exterior cladding of the building as part of an overall design element and/or interior structural columns that may be required pursuant to the recommendations of the project's engineers. Ceiling heights are subject to bulkheads, exposed ducts, dropped ceilings and structural beams, as applicable pursuant to the plans. All features and finishes are subject to change without notice. E.&O.E. March, 2025.

TUFA

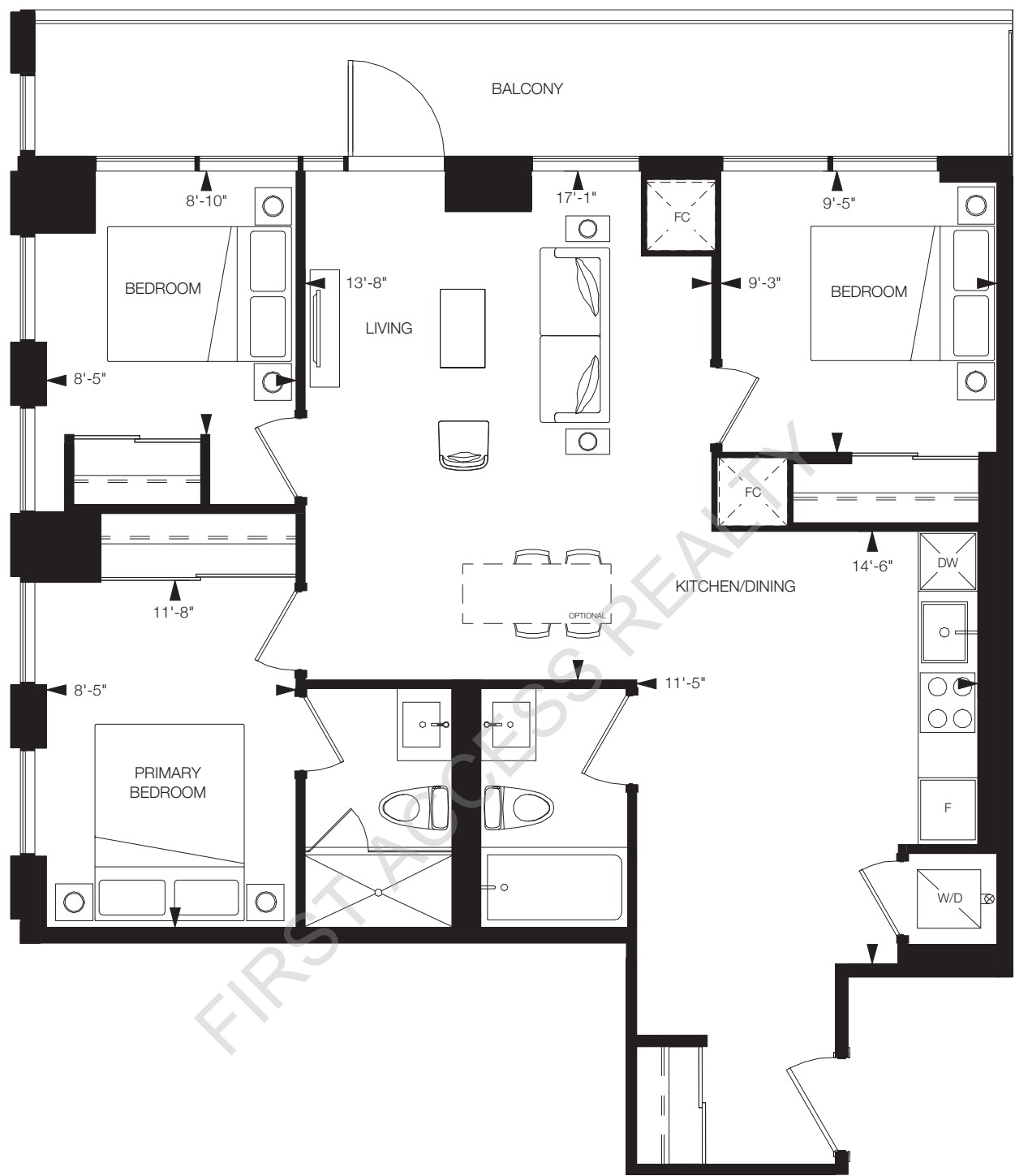
CHROME

3 Bedrooms, 2 Bathrooms

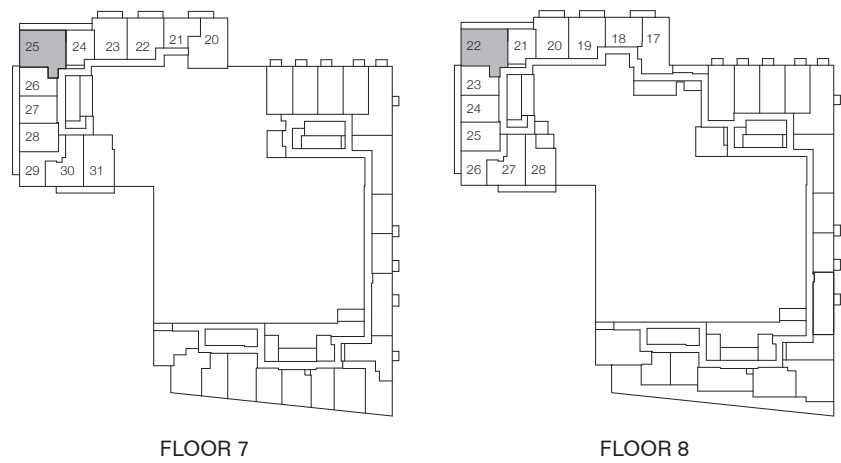
Interior: 948 sq.ft.

Exterior: 161 sq.ft.

Total: 1,109 sq.ft.



TOWER C



All drawings, illustrations, renderings, and views from (or of) proposed buildings shown on any brochures, advertisements, scale models, and/or marketing materials are conceptual artist's renderings only and the vendor makes no representation or warranty relating to same. Any stated areas and/or dimensions shown are approximate only and subject to normal construction variances. Actual usable floor space may vary from any stated or depicted floor area and the unit shall be measured in accordance with the provisions set out in HCRA Directive - Floor Area Calculations. Any and all measurements and/or specifications are subject to change without notice. Without limiting the foregoing, the purchaser is advised that the design, finishes, and specifications of the balcony appurtenant to the unit may vary from the design and/or finishes shown on the marketing drawing, depending on the location of the unit being purchased within the key plan and the building, and the purchaser expressly acknowledges and consents to such variation. The layout of the suite may be reversed depending on the location of the unit within the project. Any furniture depicted is for illustration purposes only and does not necessarily reflect the fixtures, finishes, appliances, and/or electrical plan of the unit and is not included in the purchase price. The view from or through the windows to the exterior may be partially obstructed by materials affixed to the exterior cladding of the building as part of an overall design element and/or interior structural columns that may be required pursuant to the recommendations of the project's engineers. Ceiling heights are subject to bulkheads, exposed ducts, dropped ceilings and structural beams, as applicable pursuant to the plans. All features and finishes are subject to change without notice. E.&O.E. March, 2025.

TUFA-1

CHROME

3 Bedrooms, 2 Bathrooms

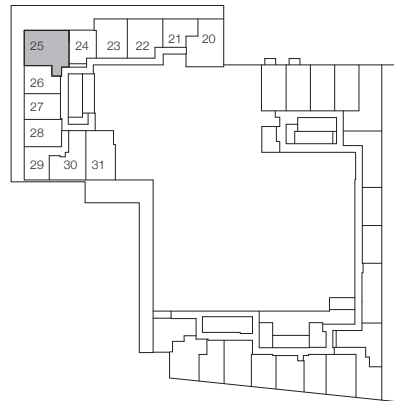
Interior: 948 sq.ft.

Exterior: 566 sq.ft.

Total: 1,514 sq.ft.



TOWER C



FLOOR 6

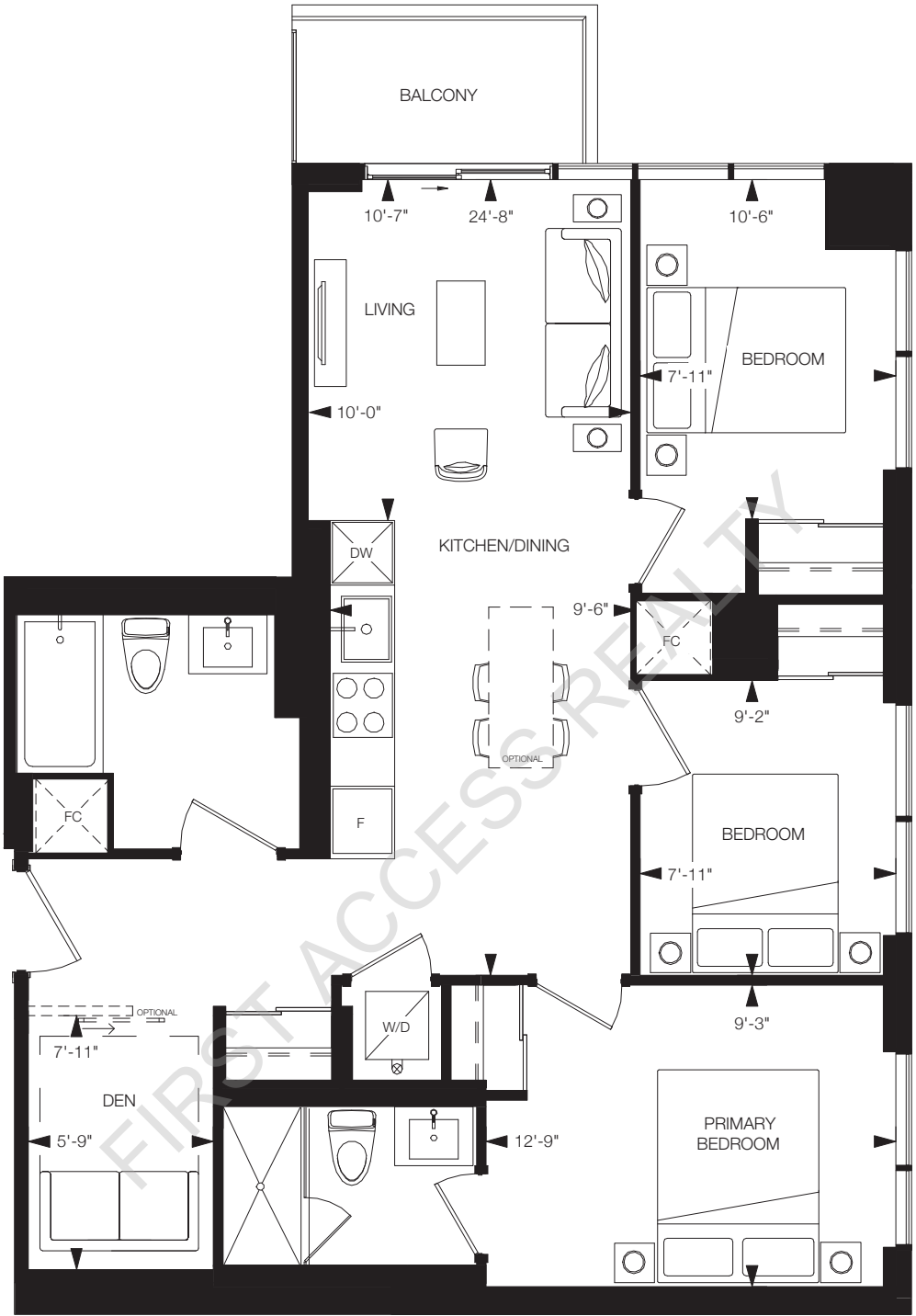


All drawings, illustrations, renderings, and views from (or of) proposed buildings shown on any brochures, advertisements, scale models, and/or marketing materials are conceptual artist's renderings only and the vendor makes no representation or warranty relating to same. Any stated areas and/or dimensions shown are approximate only and subject to normal construction variances. Actual usable floor space may vary from any stated or depicted floor area and the unit shall be measured in accordance with the provisions set out in HCRA Directive - Floor Area Calculations. Any and all measurements and/or specifications are subject to change without notice. Without limiting the foregoing, the purchaser is advised that the design, finishes, and specifications of the balcony appurtenant to the unit may vary from the design and/or finishes shown on the marketing drawing, depending on the location of the unit being purchased within the key plan and the building, and the purchaser expressly acknowledges and consents to such variation. The layout of the suite may be reversed depending on the location of the unit within the project. Any furniture depicted is for illustration purposes only and does not necessarily reflect the fixtures, finishes, appliances, and/or electrical plan of the unit and is not included in the purchase price. The view from or through the windows to the exterior may be partially obstructed by materials affixed to the exterior cladding of the building as part of an overall design element and/or interior structural columns that may be required pursuant to the recommendations of the project's engineers. Ceiling heights are subject to bulkheads, exposed ducts, dropped ceilings and structural beams, as applicable pursuant to the plans. All features and finishes are subject to change without notice. E.&O.E. March, 2025.

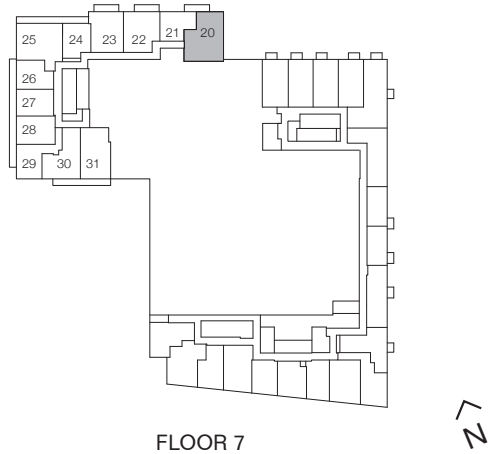
# CHAMFER

# CHROME

3 Bedrooms + Den, 2 Bathrooms  
Interior: 891 sq.ft.  
Exterior: 41 sq.ft.  
Total: 932 sq.ft.



TOWER C



All drawings, illustrations, renderings, and views from (or of) proposed buildings shown on any brochures, advertisements, scale models, and/or marketing materials are conceptual artist's renderings only and the vendor makes no representation or warranty relating to same. Any stated areas and/or dimensions shown are approximate only and subject to normal construction variances. Actual usable floor space may vary from any stated or depicted floor area and the unit shall be measured in accordance with the provisions set out in HCRA Directive - Floor Area Calculations. Any and all measurements and/or specifications are subject to change without notice. Without limiting the foregoing, the purchaser is advised that the design, finishes, and specifications of the balcony appurtenant to the unit may vary from the design and/or finishes shown on the marketing drawing, depending on the location of the unit being purchased within the key plan and the building, and the purchaser expressly acknowledges and consents to such variation. The layout of the suite may be reversed depending on the location of the unit within the project. Any furniture depicted is for illustration purposes only and does not necessarily reflect the fixtures, finishes, appliances, and/or electrical plan of the unit and is not included in the purchase price. The view from or through the windows to the exterior may be partially obstructed by materials affixed to the exterior cladding of the building as part of an overall design element and/or interior structural columns that may be required pursuant to the recommendations of the project's engineers. Ceiling heights are subject to bulkheads, exposed ducts, dropped ceilings and structural beams, as applicable pursuant to the plans. All features and finishes are subject to change without notice. E.&O.E. March, 2025.

POSTERN

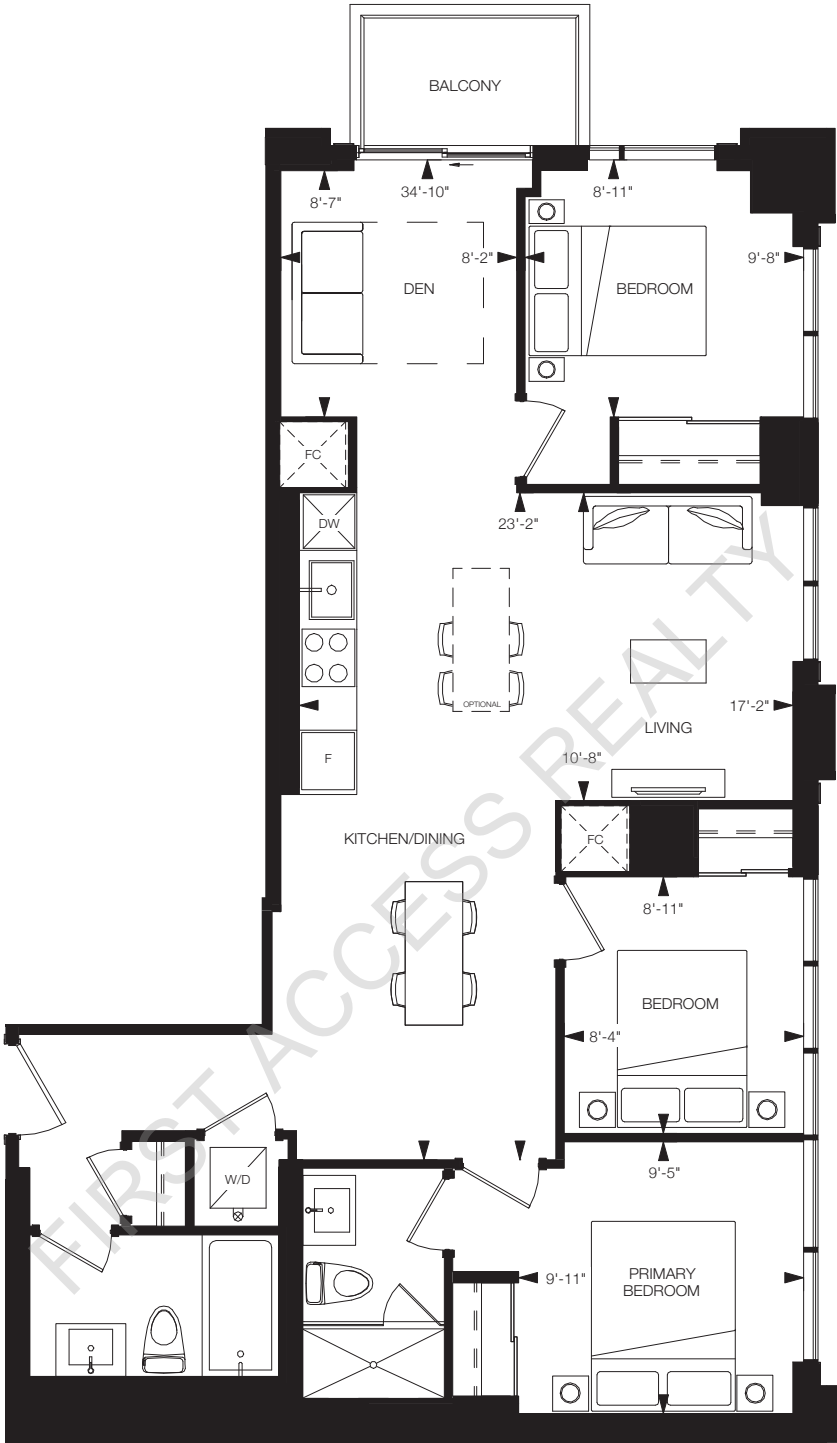
CHROME

3 Bedrooms + Den, 2 Bathrooms

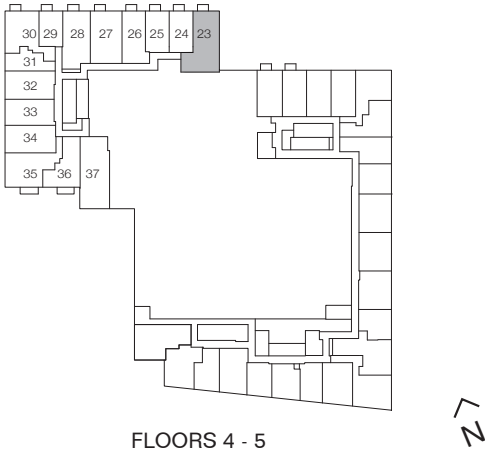
Interior: 1,007 sq.ft.

Exterior: 41 sq.ft.

Total: 1,048 sq.ft.



TOWER C



All drawings, illustrations, renderings, and views from (or of) proposed buildings shown on any brochures, advertisements, scale models, and/or marketing materials are conceptual artist's renderings only and the vendor makes no representation or warranty relating to same. Any stated areas and/or dimensions shown are approximate only and subject to normal construction variances. Actual usable floor space may vary from any stated or depicted floor area and the unit shall be measured in accordance with the provisions set out in HCRA Directive - Floor Area Calculations. Any and all measurements and/or specifications are subject to change without notice. Without limiting the foregoing, the purchaser is advised that the design, finishes, and specifications of the balcony appurtenant to the unit may vary from the design and/or finishes shown on the marketing drawing, depending on the location of the unit being purchased within the key plan and the building, and the purchaser expressly acknowledges and consents to such variation. The layout of the suite may be reversed depending on the location of the unit within the project. Any furniture depicted is for illustration purposes only and does not necessarily reflect the fixtures, finishes, appliances, and/or electrical plan of the unit and is not included in the purchase price. The view from or through the windows to the exterior may be partially obstructed by materials affixed to the exterior cladding of the building as part of an overall design element and/or interior structural columns that may be required pursuant to the recommendations of the project's engineers. Ceiling heights are subject to bulkheads, exposed ducts, dropped ceilings and structural beams, as applicable pursuant to the plans. All features and finishes are subject to change without notice. E.&O.E. March, 2025.

CHAMFER-1

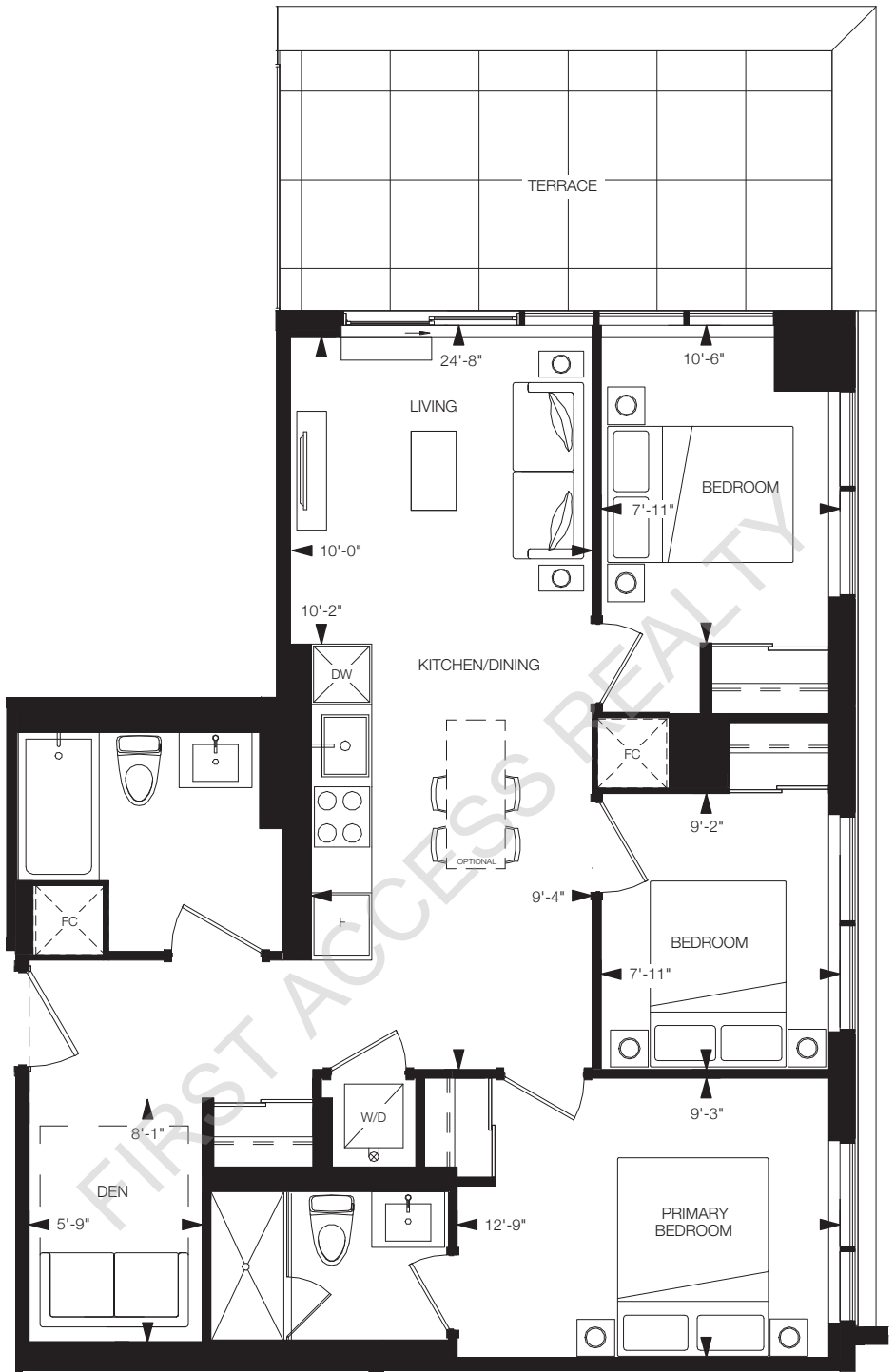
CHROME

3 Bedrooms + Den, 2 Bathrooms

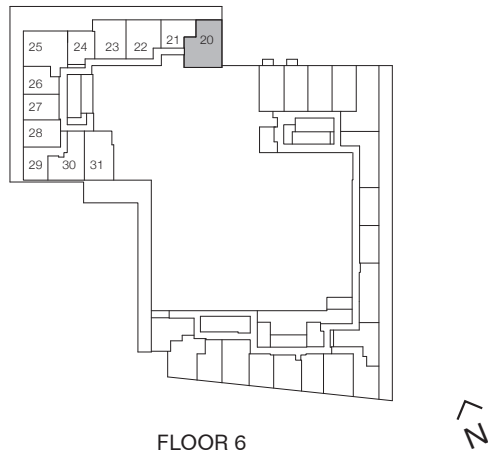
Interior: 891 sq.ft.

Exterior: 159 sq.ft.

Total: 1,050 sq.ft.



TOWER C



All drawings, illustrations, renderings, and views from (or of) proposed buildings shown on any brochures, advertisements, scale models, and/or marketing materials are conceptual artist's renderings only and the vendor makes no representation or warranty relating to same. Any stated areas and/or dimensions shown are approximate only and subject to normal construction variances. Actual usable floor space may vary from any stated or depicted floor area and the unit shall be measured in accordance with the provisions set out in HCRA Directive - Floor Area Calculations. Any and all measurements and/or specifications are subject to change without notice. Without limiting the foregoing, the purchaser is advised that the design, finishes, and specifications of the balcony appurtenant to the unit may vary from the design and/or finishes shown on the marketing drawing, depending on the location of the unit being purchased within the key plan and the building, and the purchaser expressly acknowledges and consents to such variation. The layout of the suite may be reversed depending on the location of the unit within the project. Any furniture depicted is for illustration purposes only and does not necessarily reflect the fixtures, finishes, appliances, and/or electrical plan of the unit and is not included in the purchase price. The view from or through the windows to the exterior may be partially obstructed by materials affixed to the exterior cladding of the building as part of an overall design element and/or interior structural columns that may be required pursuant to the recommendations of the project's engineers. Ceiling heights are subject to bulkheads, exposed ducts, dropped ceilings and structural beams, as applicable pursuant to the plans. All features and finishes are subject to change without notice. E.&O.E. March, 2025.

AMBER

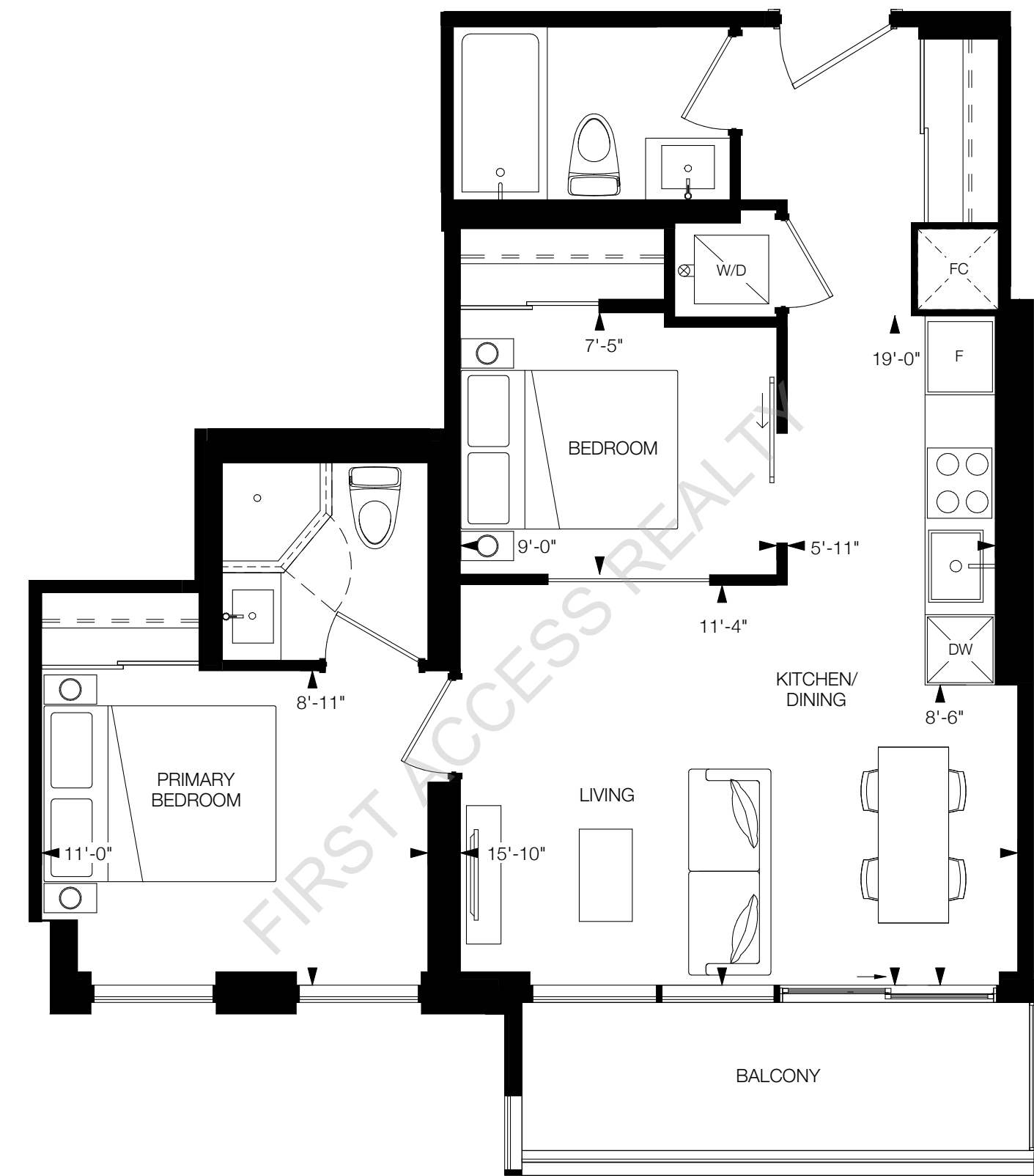
CHROME

2 Bedroom, 2 Bathroom

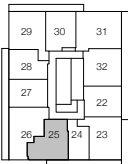
Interior: 641 sq.ft.

Exterior: 72 sq.ft.

Total: 713 sq.ft.



TOWER C



FLOORS 11-31

All drawings, illustrations, renderings, and views from (or of) proposed buildings shown on any brochures, advertisements, scale models, and/or marketing materials are conceptual artist's renderings only and the vendor makes no representation or warranty relating to same. Any stated areas and/or dimensions shown are approximate only and subject to normal construction variances. Actual usable floor space may vary from any stated or depicted floor area and the unit shall be measured in accordance with the provisions set out in HCRA Directive - Floor Area Calculations. Any and all measurements and/or specifications are subject to change without notice. Without limiting the foregoing, the purchaser is advised that the design, finishes, and specifications of the balcony appurtenant to the unit may vary from the design and/or finishes shown on the marketing drawing, depending on the location of the unit being purchased within the key plan and the building, and the purchaser expressly acknowledges and consents to such variation. The layout of the suite may be reversed depending on the location of the unit within the project. Any furniture depicted is for illustration purposes only and does not necessarily reflect the fixtures, finishes, appliances, and/or electrical plan of the unit and is not included in the purchase price. The view from or through the windows to the exterior may be partially obstructed by materials affixed to the exterior cladding of the building as part of an overall design element and/or interior structural columns that may be required pursuant to the recommendations of the project's engineers. Ceiling heights are subject to bulkheads, exposed ducts, dropped ceilings and structural beams, as applicable pursuant to the plans. All features and finishes are subject to change without notice. E.&O.E. March 2025.

AMBER-1

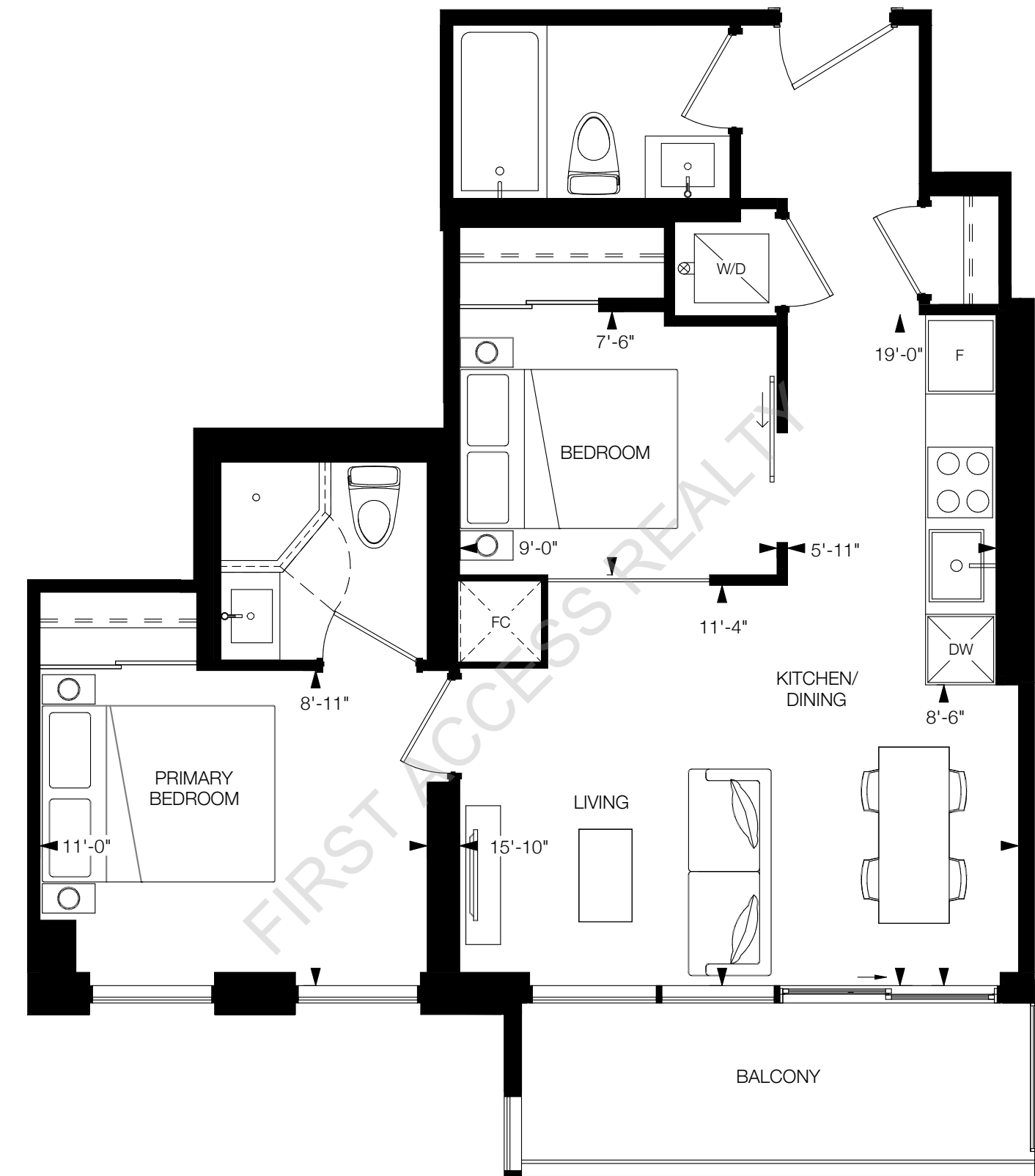
CHROME

2 Bedroom, 2 Bathroom

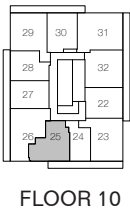
Interior: 631 sq.ft.

Exterior: 72 sq.ft.

Total: 703 sq.ft.



TOWER C



All drawings, illustrations, renderings, and views from (or of) proposed buildings shown on any brochures, advertisements, scale models, and/or marketing materials are conceptual artist's renderings only and the vendor makes no representation or warranty relating to same. Any stated areas and/or dimensions shown are approximate only and subject to normal construction variances. Actual usable floor space may vary from any stated or depicted floor area and the unit shall be measured in accordance with the provisions set out in HCRA Directive - Floor Area Calculations. Any and all measurements and/or specifications are subject to change without notice. Without limiting the foregoing, the purchaser is advised that the design, finishes, and specifications of the balcony appurtenant to the unit may vary from the design and/or finishes shown on the marketing drawing, depending on the location of the unit being purchased within the key plan and the building, and the purchaser expressly acknowledges and consents to such variation. The layout of the suite may be reversed depending on the location of the unit within the project. Any furniture depicted is for illustration purposes only and does not necessarily reflect the fixtures, finishes, appliances, and/or electrical plan of the unit and is not included in the purchase price. The view from or through the windows to the exterior may be partially obstructed by materials affixed to the exterior cladding of the building as part of an overall design element and/or interior structural columns that may be required pursuant to the recommendations of the project's engineers. Ceiling heights are subject to bulkheads, exposed ducts, dropped ceilings and structural beams, as applicable pursuant to the plans. All features and finishes are subject to change without notice. E.&O.E. March 2025.



AMBER-2

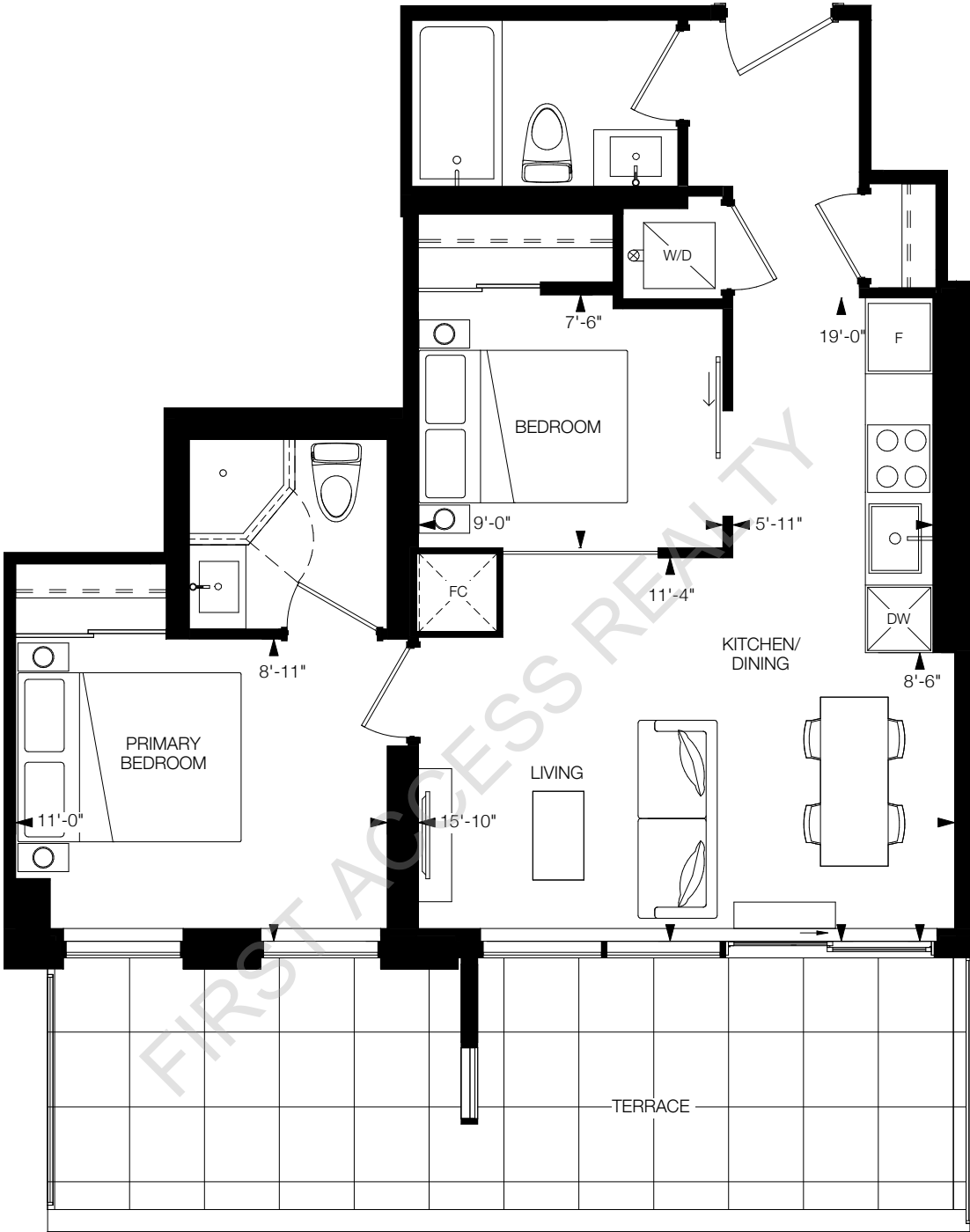
CHROME

2 Bedroom, 2 Bathroom

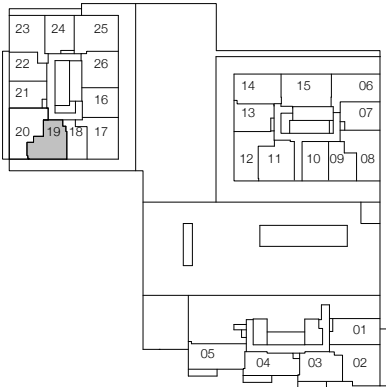
Interior: 631 sq.ft.

Exterior: 201 sq.ft.

Total: 832 sq.ft.



TOWER C



FLOOR 9

All drawings, illustrations, renderings, and views from (or of) proposed buildings shown on any brochures, advertisements, scale models, and/or marketing materials are conceptual artist's renderings only and the vendor makes no representation or warranty relating to same. Any stated areas and/or dimensions shown are approximate only and subject to normal construction variances. Actual usable floor space may vary from any stated or depicted floor area and the unit shall be measured in accordance with the provisions set out in HCRA Directive - Floor Area Calculations. Any and all measurements and/or specifications are subject to change without notice. Without limiting the foregoing, the purchaser is advised that the design, finishes, and specifications of the balcony appurtenant to the unit may vary from the design and/or finishes shown on the marketing drawing, depending on the location of the unit being purchased within the key plan and the building, and the purchaser expressly acknowledges and consents to such variation. The layout of the suite may be reversed depending on the location of the unit within the project. Any furniture depicted is for illustration purposes only and does not necessarily reflect the fixtures, finishes, appliances, and/or electrical plan of the unit and is not included in the purchase price. The view from or through the windows to the exterior may be partially obstructed by materials affixed to the exterior cladding of the building as part of an overall design element and/or interior structural columns that may be required pursuant to the recommendations of the project's engineers. Ceiling heights are subject to bulkheads, exposed ducts, dropped ceilings and structural beams, as applicable pursuant to the plans. All features and finishes are subject to change without notice. E.&O.E. March, 2025.

EMERALD-2

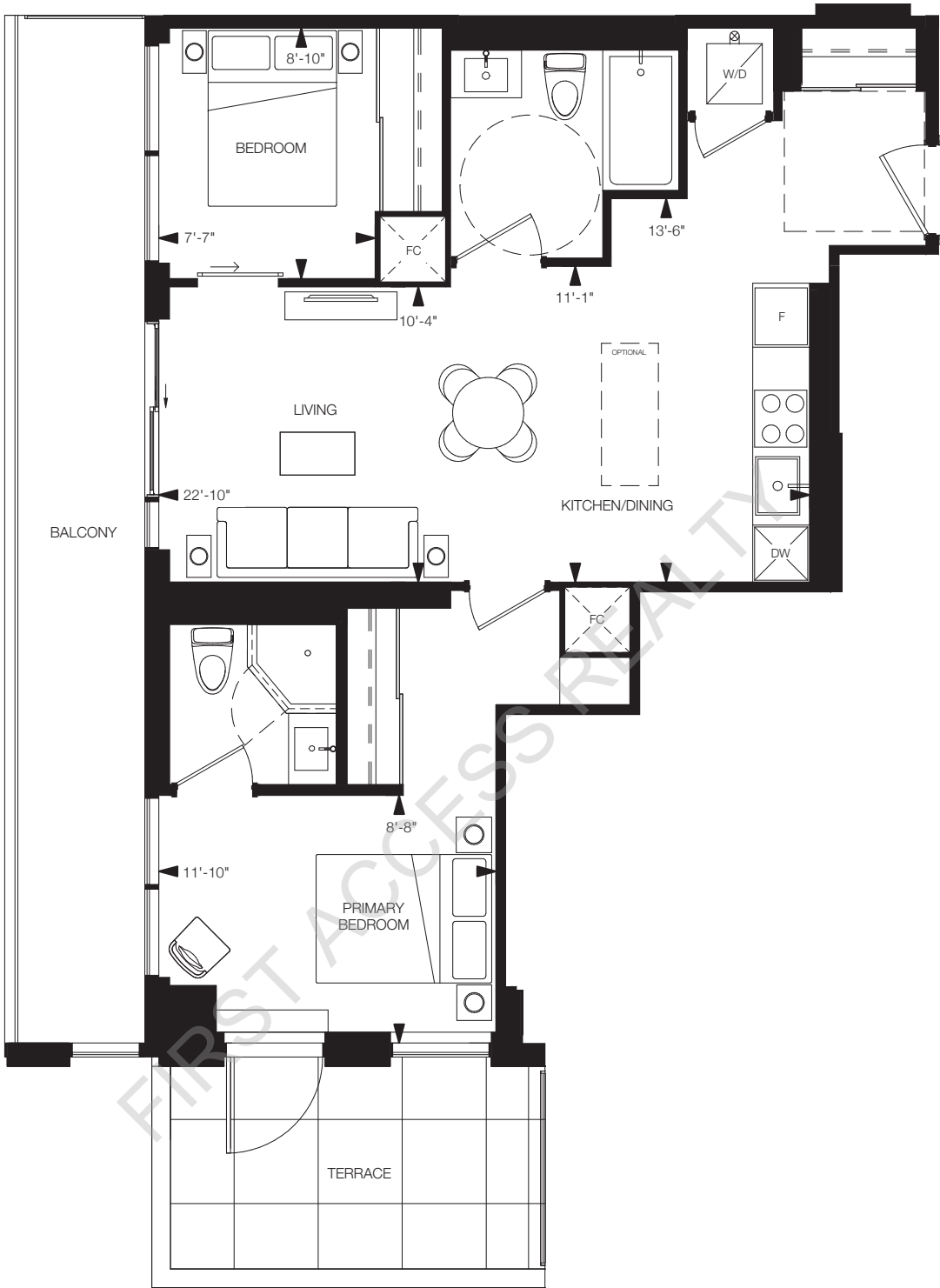
CHROME

2 Bedrooms, 2 Bathrooms

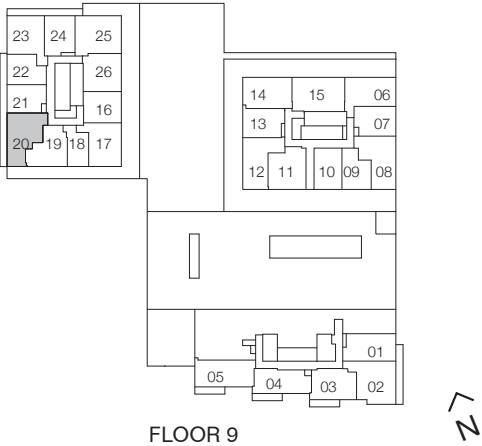
Interior: 756 sq.ft.

Exterior: 274 sq.ft.

Total: 1,030 sq.ft.



TOWER C



FLOOR 9

All drawings, illustrations, renderings, and views from (or of) proposed buildings shown on any brochures, advertisements, scale models, and/or marketing materials are conceptual artist's renderings only and the vendor makes no representation or warranty relating to same. Any stated areas and/or dimensions shown are approximate only and subject to normal construction variances. Actual usable floor space may vary from any stated or depicted floor area and the unit shall be measured in accordance with the provisions set out in HCRA Directive - Floor Area Calculations. Any and all measurements and/or specifications are subject to change without notice. Without limiting the foregoing, the purchaser is advised that the design, finishes, and specifications of the balcony appurtenant to the unit may vary from the design and/or finishes shown on the marketing drawing, depending on the location of the unit being purchased within the key plan and the building, and the purchaser expressly acknowledges and consents to such variation. The layout of the suite may be reversed depending on the location of the unit within the project. Any furniture depicted is for illustration purposes only and does not necessarily reflect the fixtures, finishes, appliances, and/or electrical plan of the unit and is not included in the purchase price. The view from or through the windows to the exterior may be partially obstructed by materials affixed to the exterior cladding of the building as part of an overall design element and/or interior structural columns that may be required pursuant to the recommendations of the project's engineers. Ceiling heights are subject to bulkheads, exposed ducts, dropped ceilings and structural beams, as applicable pursuant to the plans. All features and finishes are subject to change without notice. E.&O.E. March, 2025.

EMERALD-1

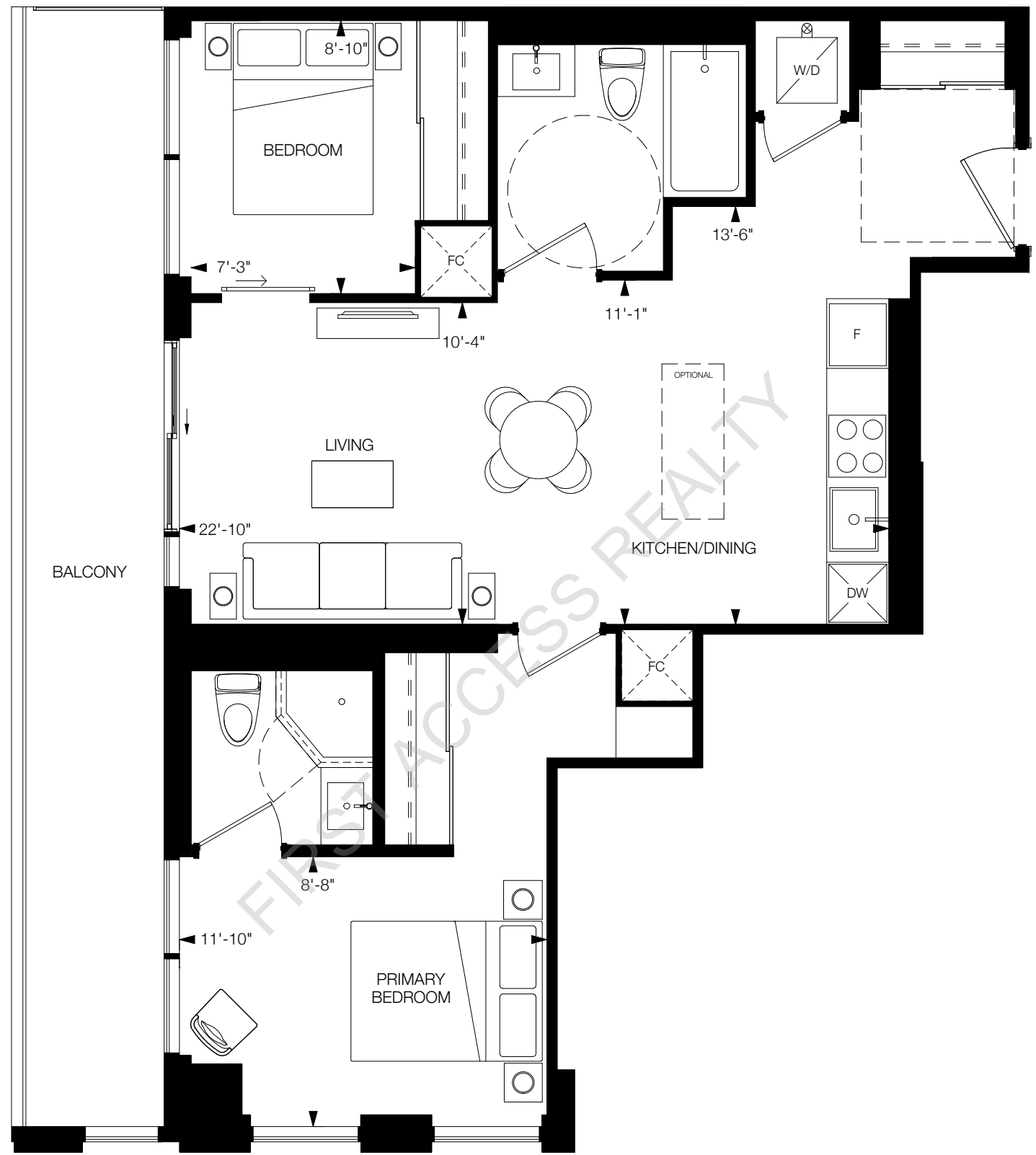
CHROME

2 Bedrooms, 2 Bathrooms

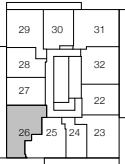
Interior: 756 sq.ft.

Exterior: 180 sq.ft.

Total: 936 sq.ft.



TOWER C



FLOORS 10-18

All drawings, illustrations, renderings, and views from (or of) proposed buildings shown on any brochures, advertisements, scale models, and/or marketing materials are conceptual artist's renderings only and the vendor makes no representation or warranty relating to same. Any stated areas and/or dimensions shown are approximate only and subject to normal construction variances. Actual usable floor space may vary from any stated or depicted floor area and the unit shall be measured in accordance with the provisions set out in HCRA Directive - Floor Area Calculations. Any and all measurements and/or specifications are subject to change without notice. Without limiting the foregoing, the purchaser is advised that the design, finishes, and specifications of the balcony appurtenant to the unit may vary from the design and/or finishes shown on the marketing drawing, depending on the location of the unit being purchased within the key plan and the building, and the purchaser expressly acknowledges and consents to such variation. The layout of the suite may be reversed depending on the location of the unit within the project. Any furniture depicted is for illustration purposes only and does not necessarily reflect the fixtures, finishes, appliances, and/or electrical plan of the unit and is not included in the purchase price. The view from or through the windows to the exterior may be partially obstructed by materials affixed to the exterior cladding of the building as part of an overall design element and/or interior structural columns that may be required pursuant to the recommendations of the project's engineers. Ceiling heights are subject to bulkheads, exposed ducts, dropped ceilings and structural beams, as applicable pursuant to the plans. All features and finishes are subject to change without notice. E.&O.E. March 2025.

EMERALD

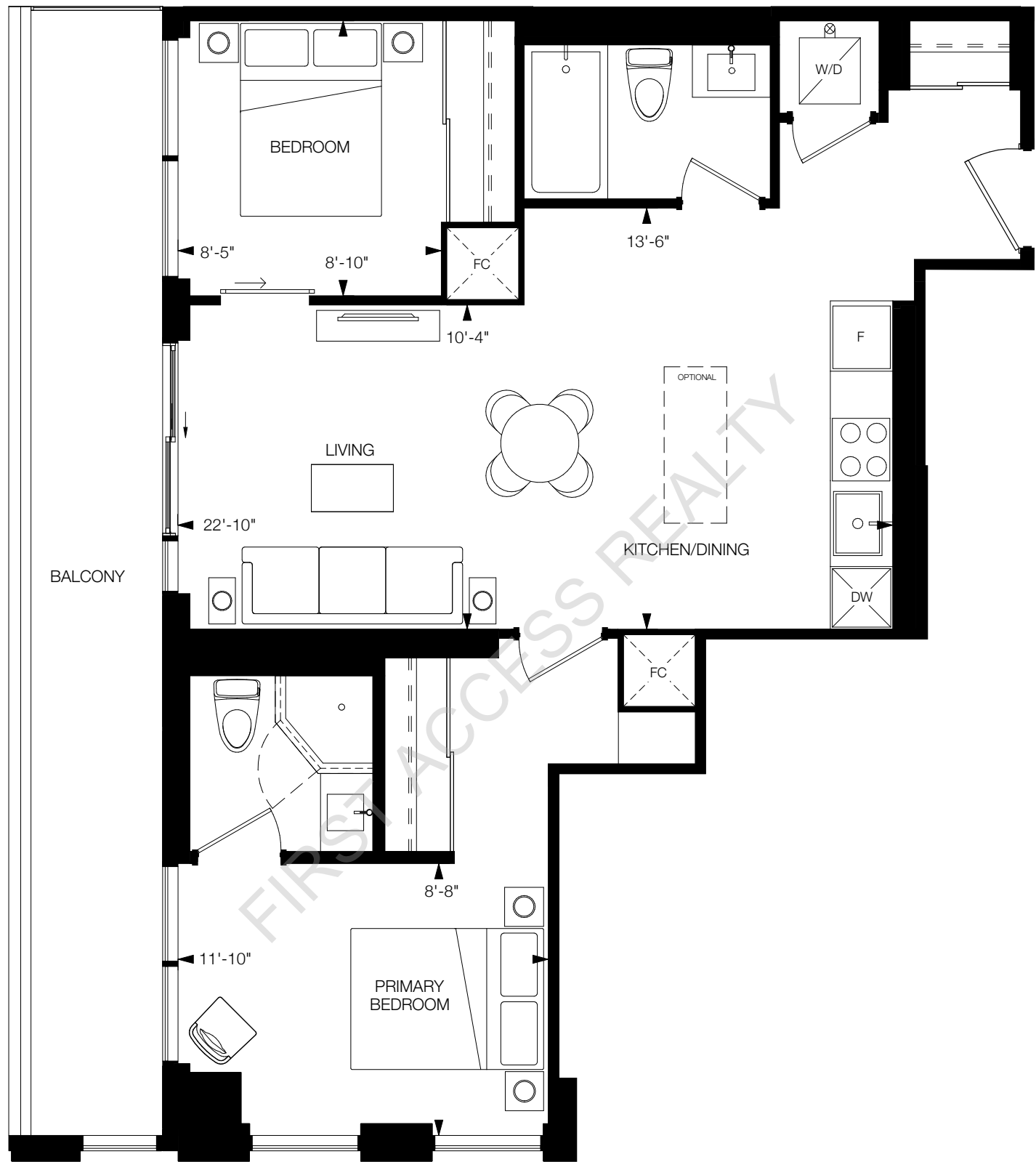
CHROME

2 Bedrooms, 2 Bathrooms

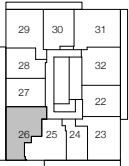
Interior: 756 sq.ft.

Exterior: 180 sq.ft.

Total: 936 sq.ft.



TOWER C



FLOORS 19-31



All drawings, illustrations, renderings, and views from (or of) proposed buildings shown on any brochures, advertisements, scale models, and/or marketing materials are conceptual artist's renderings only and the vendor makes no representation or warranty relating to same. Any stated areas and/or dimensions shown are approximate only and subject to normal construction variances. Actual usable floor space may vary from any stated or depicted floor area and the unit shall be measured in accordance with the provisions set out in HCRA Directive - Floor Area Calculations. Any and all measurements and/or specifications are subject to change without notice. Without limiting the foregoing, the purchaser is advised that the design, finishes, and specifications of the balcony appurtenant to the unit may vary from the design and/or finishes shown on the marketing drawing, depending on the location of the unit being purchased within the key plan and the building, and the purchaser expressly acknowledges and consents to such variation. The layout of the suite may be reversed depending on the location of the unit within the project. Any furniture depicted is for illustration purposes only and does not necessarily reflect the fixtures, finishes, appliances, and/or electrical plan of the unit and is not included in the purchase price. The view from or through the windows to the exterior may be partially obstructed by materials affixed to the exterior cladding of the building as part of an overall design element and/or interior structural columns that may be required pursuant to the recommendations of the project's engineers. Ceiling heights are subject to bulkheads, exposed ducts, dropped ceilings and structural beams, as applicable pursuant to the plans. All features and finishes are subject to change without notice. E.&O.E. March 2025.

AQUAMARINE-1

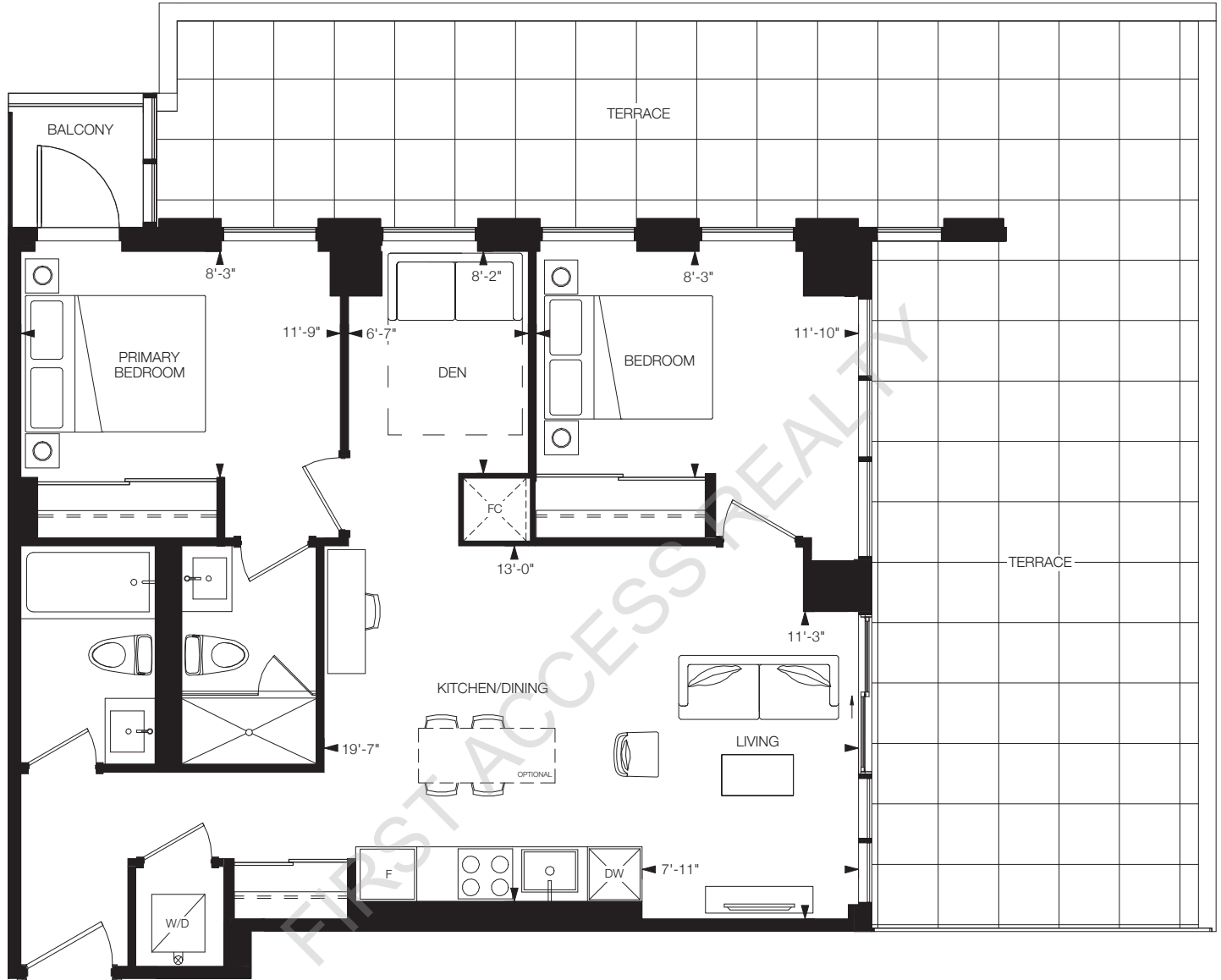
CHROME

2 Bedrooms + Den, 2 Bathrooms

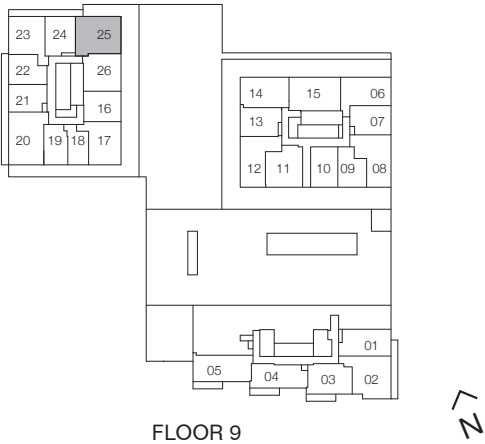
Interior: 837 sq.ft.

Exterior: 617 sq.ft.

Total: 1,454 sq.ft.



TOWER C



All drawings, illustrations, renderings, and views from (or of) proposed buildings shown on any brochures, advertisements, scale models, and/or marketing materials are conceptual artist's renderings only and the vendor makes no representation or warranty relating to same. Any stated areas and/or dimensions shown are approximate only and subject to normal construction variances. Actual usable floor space may vary from any stated or depicted floor area and the unit shall be measured in accordance with the provisions set out in HCRA Directive - Floor Area Calculations. Any and all measurements and/or specifications are subject to change without notice. Without limiting the foregoing, the purchaser is advised that the design, finishes, and specifications of the balcony appurtenant to the unit may vary from the design and/or finishes shown on the marketing drawing, depending on the location of the unit being purchased within the key plan and the building, and the purchaser expressly acknowledges and consents to such variation. The layout of the suite may be reversed depending on the location of the unit within the project. Any furniture depicted is for illustration purposes only and does not necessarily reflect the fixtures, finishes, appliances, and/or electrical plan of the unit and is not included in the purchase price. The view from or through the windows to the exterior may be partially obstructed by materials affixed to the exterior cladding of the building as part of an overall design element and/or interior structural columns that may be required pursuant to the recommendations of the project's engineers. Ceiling heights are subject to bulkheads, exposed ducts, dropped ceilings and structural beams, as applicable pursuant to the plans. All features and finishes are subject to change without notice. E.&O.E. March, 2025.

AQUAMARINE

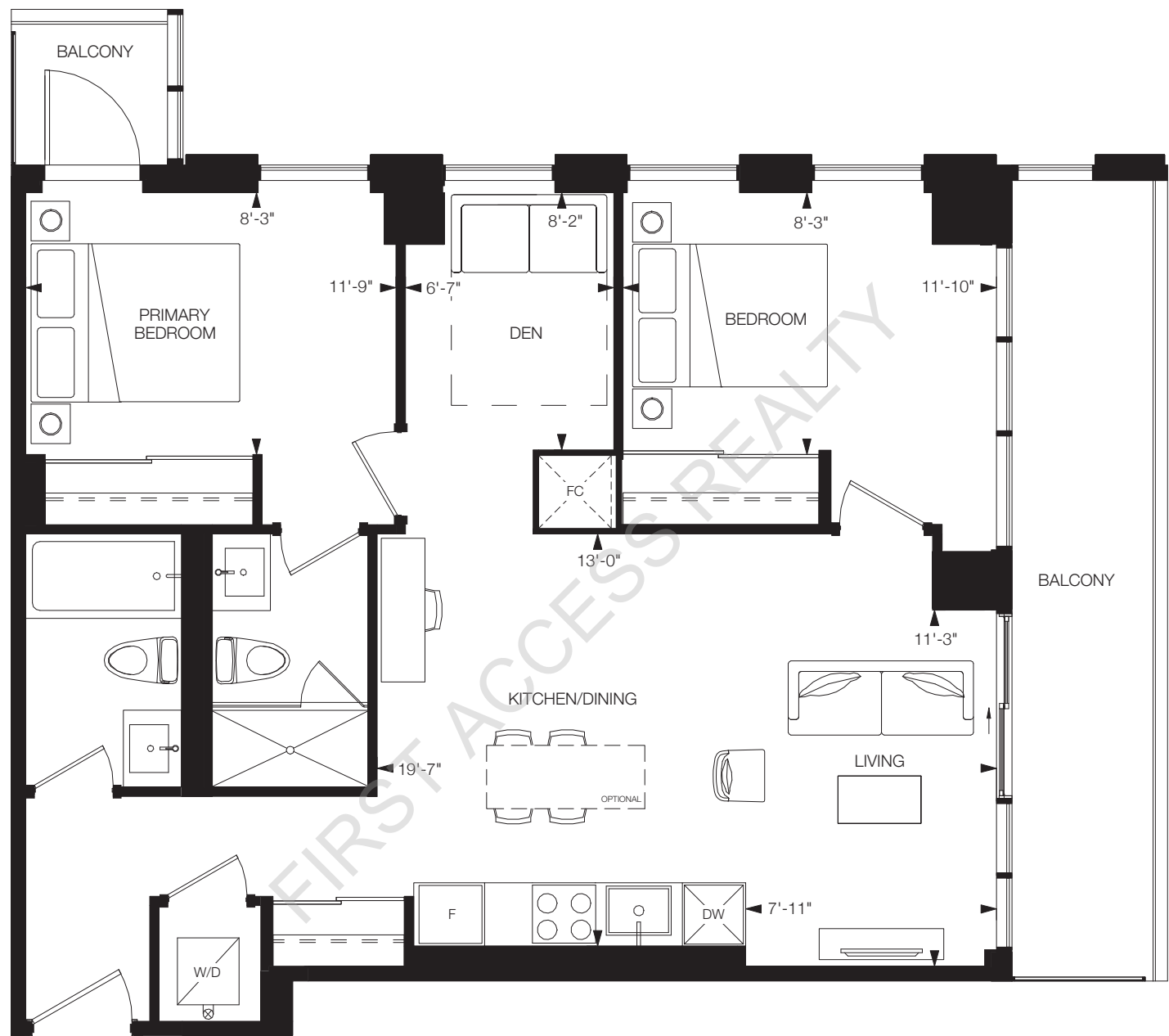
CHROME

2 Bedrooms + Den, 2 Bathrooms

Interior: 837 sq.ft.

Exterior: 151 sq.ft.

Total: 988 sq.ft.



TOWER C



FLOORS 10-31



All drawings, illustrations, renderings, and views from (or of) proposed buildings shown on any brochures, advertisements, scale models, and/or marketing materials are conceptual artist's renderings only and the vendor makes no representation or warranty relating to same. Any stated areas and/or dimensions shown are approximate only and subject to normal construction variances. Actual usable floor space may vary from any stated or depicted floor area and the unit shall be measured in accordance with the provisions set out in HCRA Directive - Floor Area Calculations. Any and all measurements and/or specifications are subject to change without notice. Without limiting the foregoing, the purchaser is advised that the design, finishes, and specifications of the balcony appurtenant to the unit may vary from the design and/or finishes shown on the marketing drawing, depending on the location of the unit being purchased within the key plan and the building, and the purchaser expressly acknowledges and consents to such variation. The layout of the suite may be reversed depending on the location of the unit within the project. Any furniture depicted is for illustration purposes only and does not necessarily reflect the fixtures, finishes, appliances, and/or electrical plan of the unit and is not included in the purchase price. The view from or through the windows to the exterior may be partially obstructed by materials affixed to the exterior cladding of the building as part of an overall design element and/or interior structural columns that may be required pursuant to the recommendations of the project's engineers. Ceiling heights are subject to bulkheads, exposed ducts, dropped ceilings and structural beams, as applicable pursuant to the plans. All features and finishes are subject to change without notice. E.&O.E. March 2025.

# RUBY

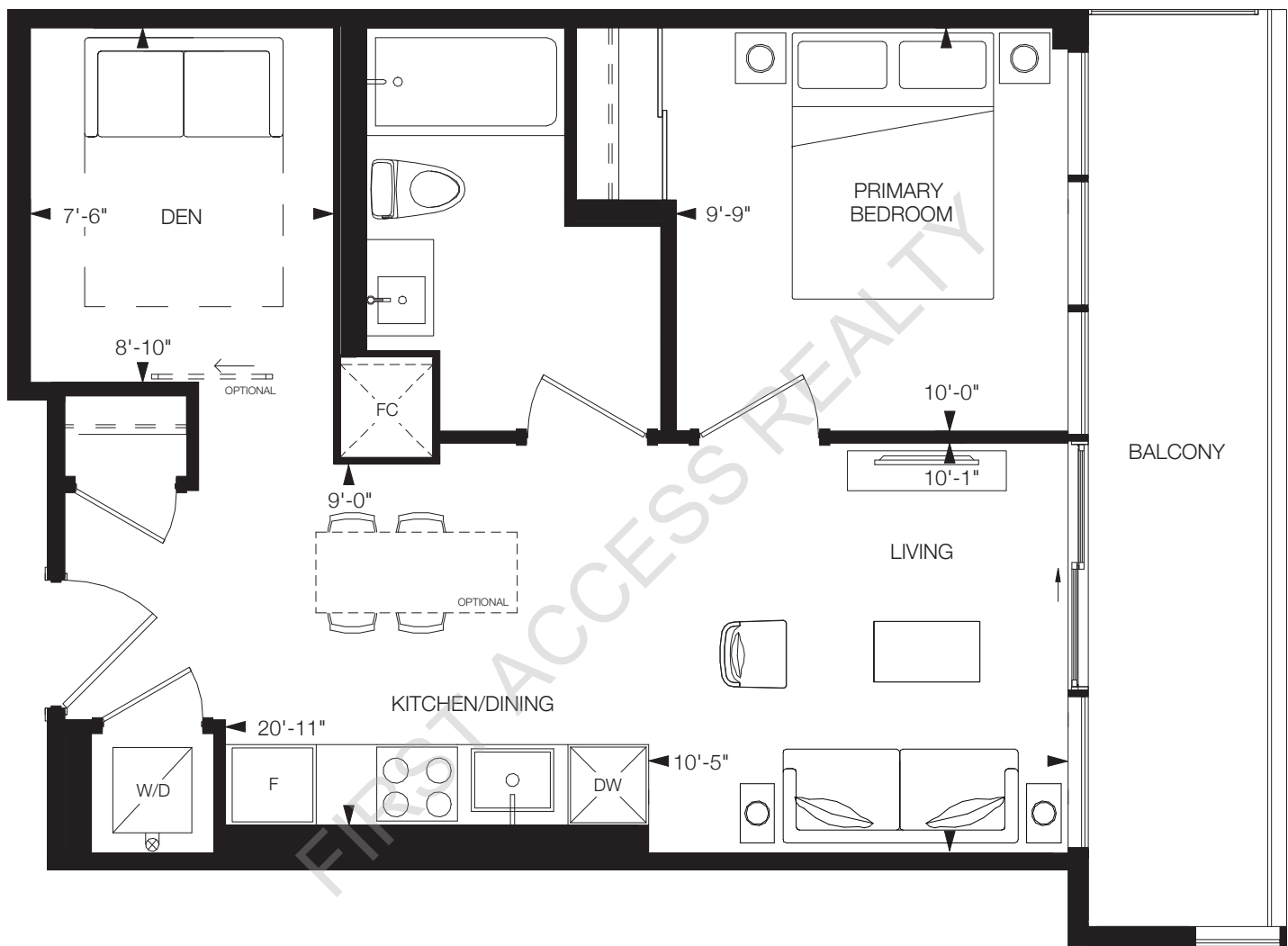
# CHROME

1 Bedroom + Den, 1 Bathroom

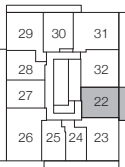
Interior: 565

Exterior: 113 sq.ft.

Total: 678 sq.ft.



## TOWER C



FLOORS 10-23



All drawings, illustrations, renderings, and views from (or of) proposed buildings shown on any brochures, advertisements, scale models, and/or marketing materials are conceptual artist's renderings only and the vendor makes no representation or warranty relating to same. Any stated areas and/or dimensions shown are approximate only and subject to normal construction variances. Actual usable floor space may vary from any stated or depicted floor area and the unit shall be measured in accordance with the provisions set out in HCRA Directive - Floor Area Calculations. Any and all measurements and/or specifications are subject to change without notice. Without limiting the foregoing, the purchaser is advised that the design, finishes, and specifications of the balcony appurtenant to the unit may vary from the design and/or finishes shown on the marketing drawing, depending on the location of the unit being purchased within the key plan and the building, and the purchaser expressly acknowledges and consents to such variation. The layout of the suite may be reversed depending on the location of the unit within the project. Any furniture depicted is for illustration purposes only and does not necessarily reflect the fixtures, finishes, appliances, and/or electrical plan of the unit and is not included in the purchase price. The view from or through the windows to the exterior may be partially obstructed by materials affixed to the exterior cladding of the building as part of an overall design element and/or interior structural columns that may be required pursuant to the recommendations of the project's engineers. Ceiling heights are subject to bulkheads, exposed ducts, dropped ceilings and structural beams, as applicable pursuant to the plans. All features and finishes are subject to change without notice. E.&O.E. March 2025.

RUBY-1

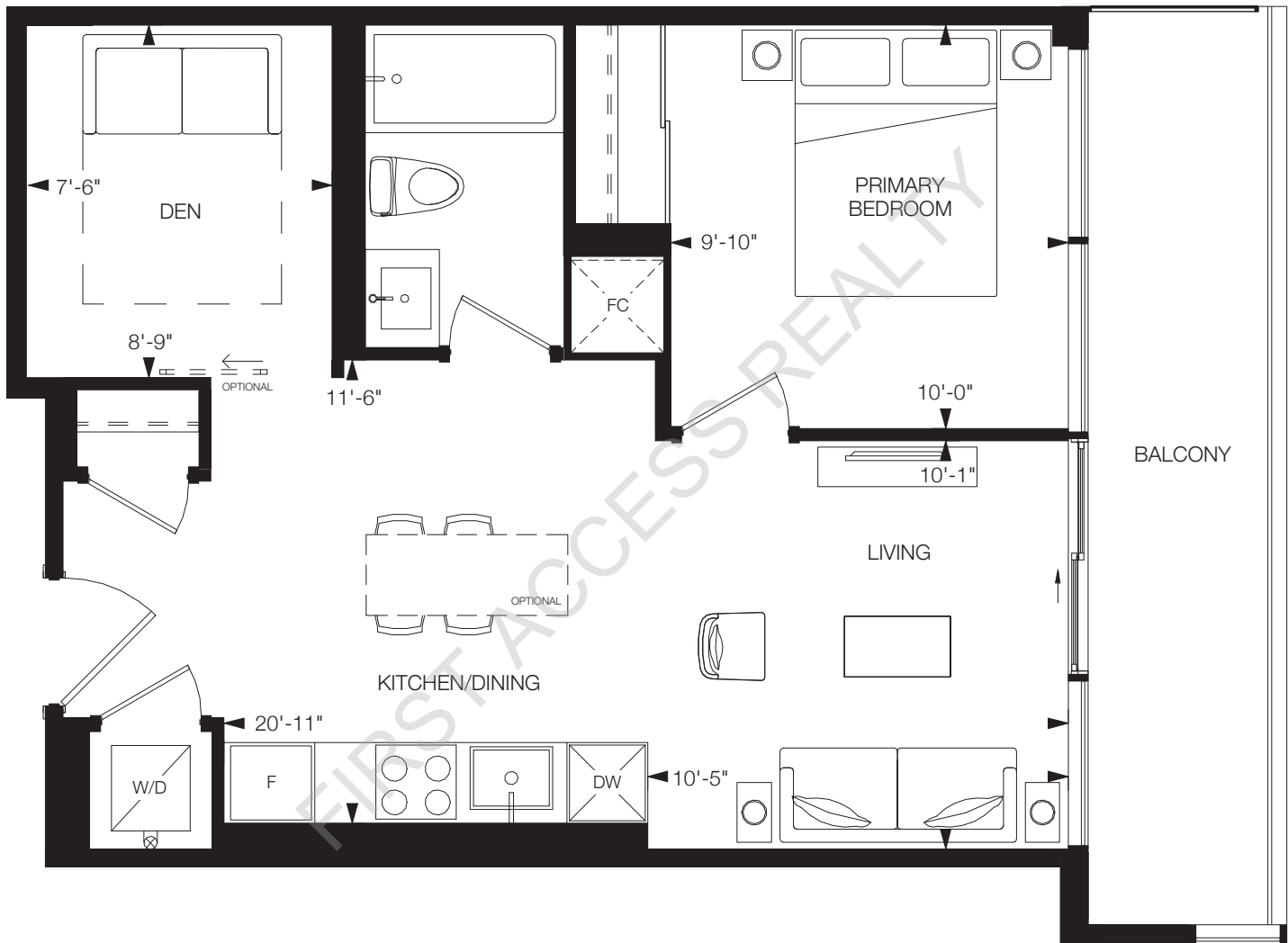
CHROME

1 Bedroom + Den, 1 Bathroom

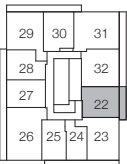
Interior: 565 sq.ft.

Exterior: 113 sq.ft.

Total: 678 sq.ft.



TOWER C



FLOORS 24-31



All drawings, illustrations, renderings, and views from (or of) proposed buildings shown on any brochures, advertisements, scale models, and/or marketing materials are conceptual artist's renderings only and the vendor makes no representation or warranty relating to same. Any stated areas and/or dimensions shown are approximate only and subject to normal construction variances. Actual usable floor space may vary from any stated or depicted floor area and the unit shall be measured in accordance with the provisions set out in HCRA Directive - Floor Area Calculations. Any and all measurements and/or specifications are subject to change without notice. Without limiting the foregoing, the purchaser is advised that the design, finishes, and specifications of the balcony appurtenant to the unit may vary from the design and/or finishes shown on the marketing drawing, depending on the location of the unit being purchased within the key plan and the building, and the purchaser expressly acknowledges and consents to such variation. The layout of the suite may be reversed depending on the location of the unit within the project. Any furniture depicted is for illustration purposes only and does not necessarily reflect the fixtures, finishes, appliances, and/or electrical plan of the unit and is not included in the purchase price. The view from or through the windows to the exterior may be partially obstructed by materials affixed to the exterior cladding of the building as part of an overall design element and/or interior structural columns that may be required pursuant to the recommendations of the project's engineers. Ceiling heights are subject to bulkheads, exposed ducts, dropped ceilings and structural beams, as applicable pursuant to the plans. All features and finishes are subject to change without notice. E.&O.E. March 2025.



RUBY-2

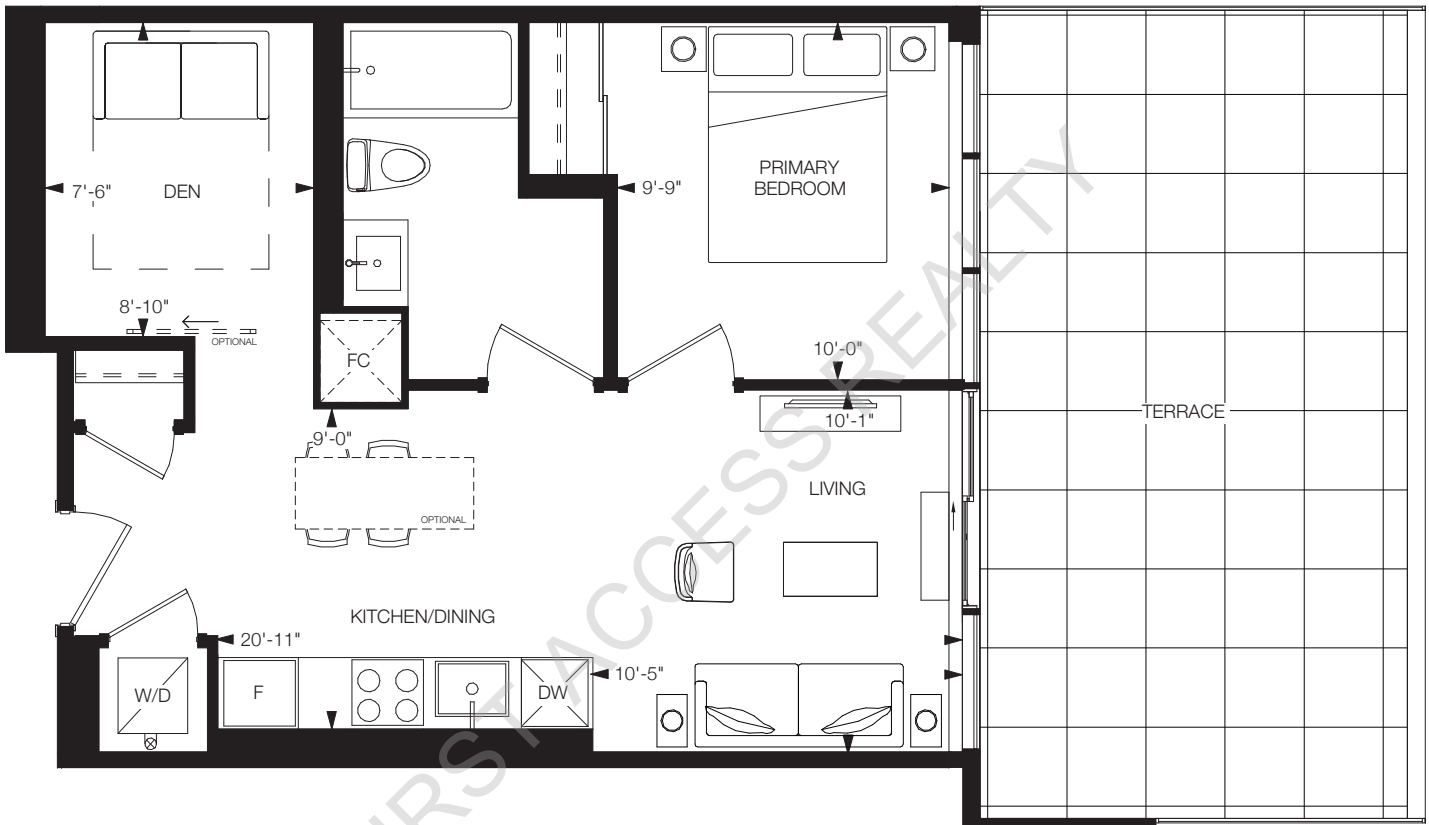
CHROME

1 Bedroom + Den, 1 Bathroom

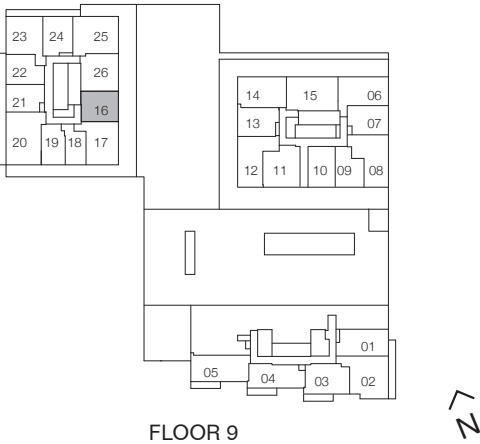
Interior: 565 sq.ft.

Exterior: 274 sq.ft.

Total: 839 sq.ft.



TOWER C



All drawings, illustrations, renderings, and views from (or of) proposed buildings shown on any brochures, advertisements, scale models, and/or marketing materials are conceptual artist's renderings only and the vendor makes no representation or warranty relating to same. Any stated areas and/or dimensions shown are approximate only and subject to normal construction variances. Actual usable floor space may vary from any stated or depicted floor area and the unit shall be measured in accordance with the provisions set out in HCRA Directive - Floor Area Calculations. Any and all measurements and/or specifications are subject to change without notice. Without limiting the foregoing, the purchaser is advised that the design, finishes, and specifications of the balcony appurtenant to the unit may vary from the design and/or finishes shown on the marketing drawing, depending on the location of the unit being purchased within the key plan and the building, and the purchaser expressly acknowledges and consents to such variation. The layout of the suite may be reversed depending on the location of the unit within the project. Any furniture depicted is for illustration purposes only and does not necessarily reflect the fixtures, finishes, appliances, and/or electrical plan of the unit and is not included in the purchase price. The view from or through the windows to the exterior may be partially obstructed by materials affixed to the exterior cladding of the building as part of an overall design element and/or interior structural columns that may be required pursuant to the recommendations of the project's engineers. Ceiling heights are subject to bulkheads, exposed ducts, dropped ceilings and structural beams, as applicable pursuant to the plans. All features and finishes are subject to change without notice. E.&O.E. March, 2025.

SAPPHIRE

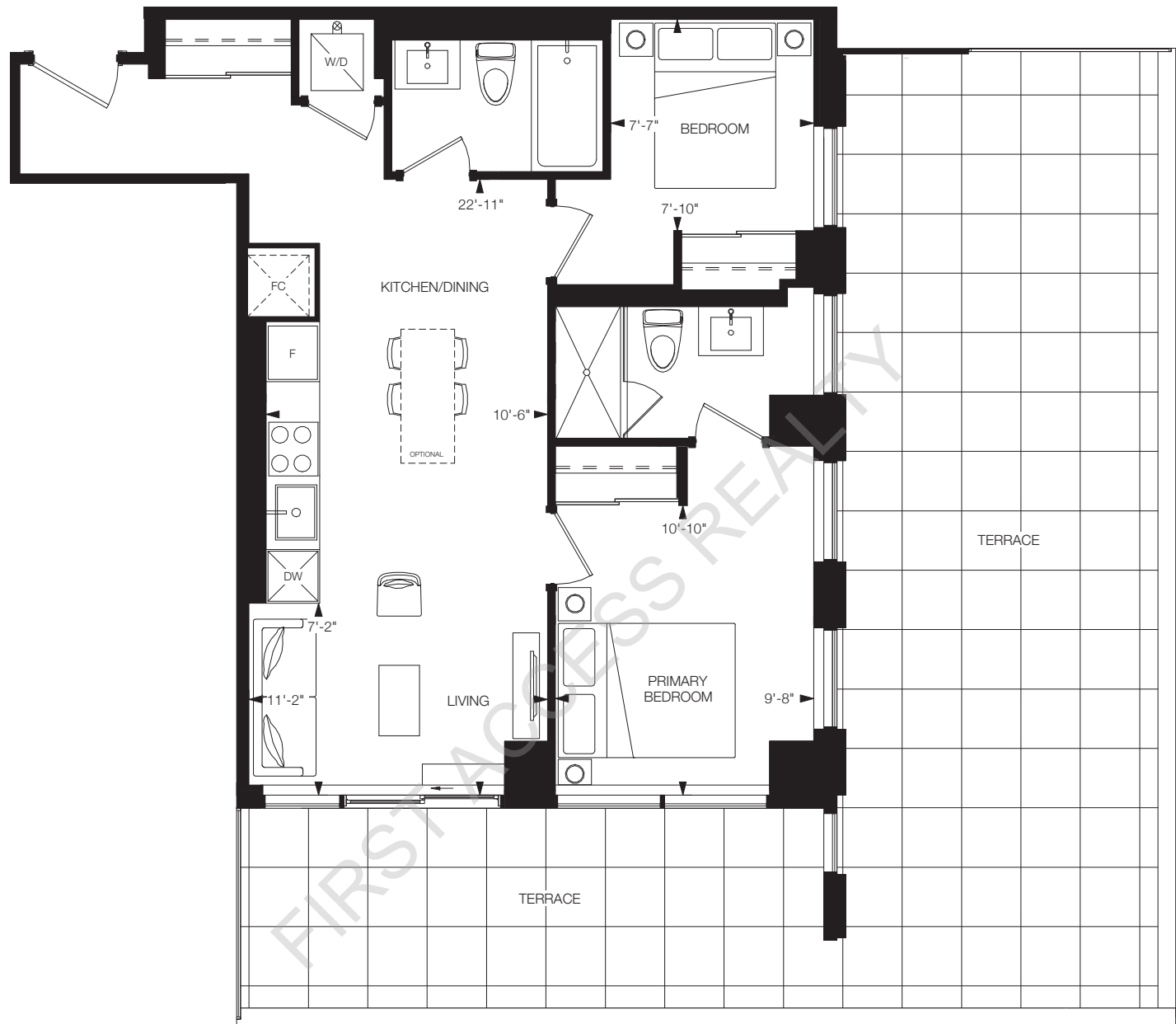
CHROME

2 Bedrooms, 2 Bathrooms

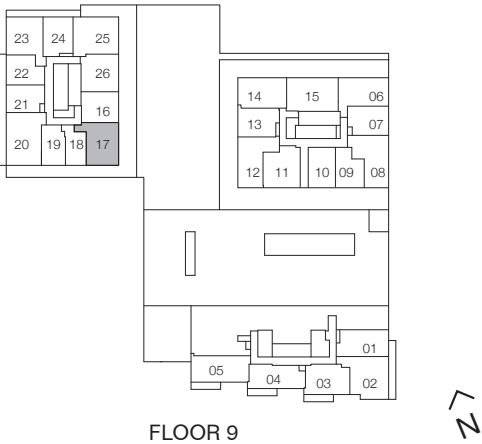
Interior: 720 sq.ft.

Exterior: 594 sq.ft.

Total: 1,314 sq.ft.



TOWER C



All drawings, illustrations, renderings, and views from (or of) proposed buildings shown on any brochures, advertisements, scale models, and/or marketing materials are conceptual artist's renderings only and the vendor makes no representation or warranty relating to same. Any stated areas and/or dimensions shown are approximate only and subject to normal construction variances. Actual usable floor space may vary from any stated or depicted floor area and the unit shall be measured in accordance with the provisions set out in HCRA Directive - Floor Area Calculations. Any and all measurements and/or specifications are subject to change without notice. Without limiting the foregoing, the purchaser is advised that the design, finishes, and specifications of the balcony appurtenant to the unit may vary from the design and/or finishes shown on the marketing drawing, depending on the location of the unit being purchased within the key plan and the building, and the purchaser expressly acknowledges and consents to such variation. The layout of the suite may be reversed depending on the location of the unit within the project. Any furniture depicted is for illustration purposes only and does not necessarily reflect the fixtures, finishes, appliances, and/or electrical plan of the unit and is not included in the purchase price. The view from or through the windows to the exterior may be partially obstructed by materials affixed to the exterior cladding of the building as part of an overall design element and/or interior structural columns that may be required pursuant to the recommendations of the project's engineers. Ceiling heights are subject to bulkheads, exposed ducts, dropped ceilings and structural beams, as applicable pursuant to the plans. All features and finishes are subject to change without notice. E.&O.E. March, 2025.

SAPPHIRE-1

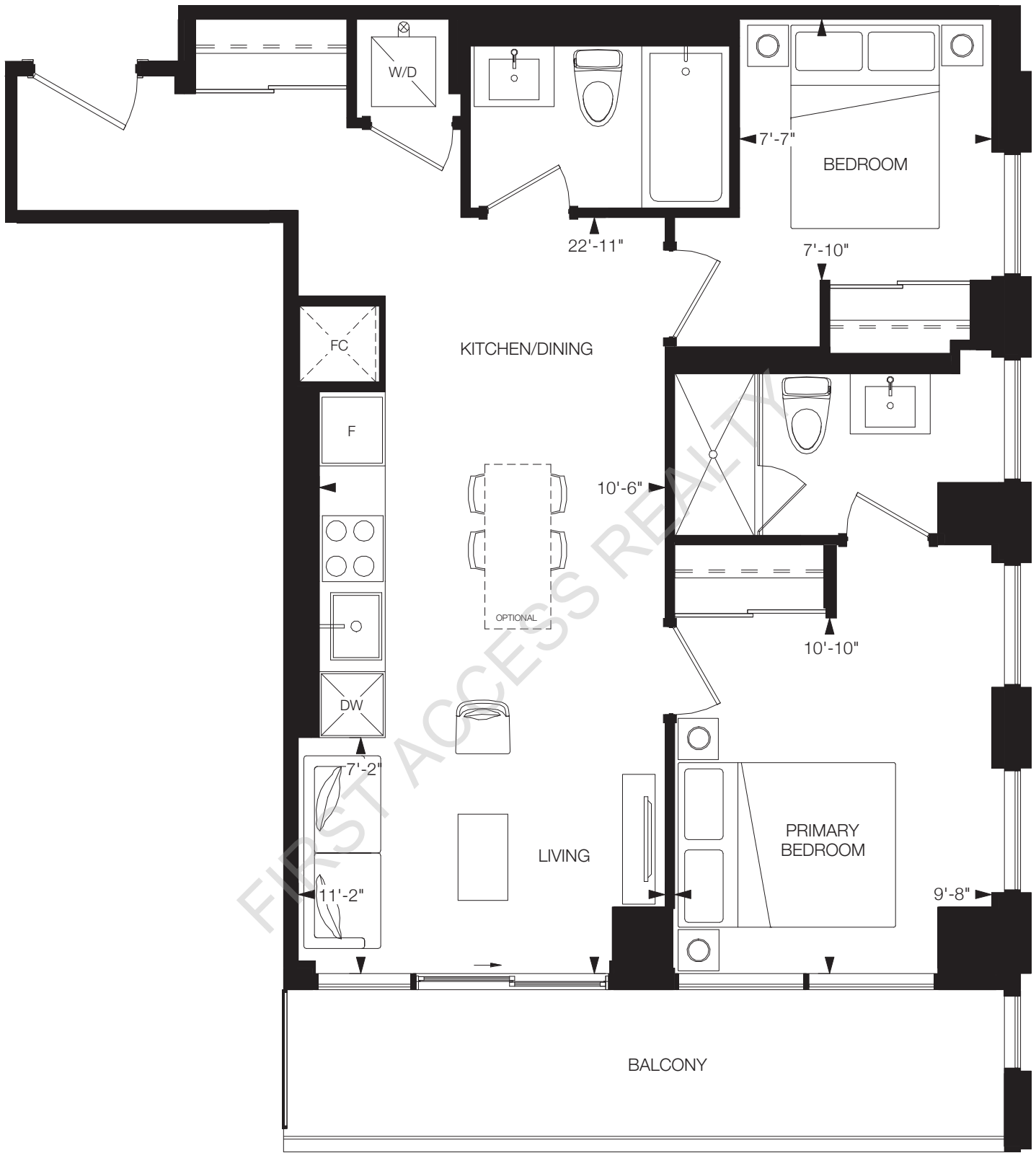
CHROME

2 Bedrooms, 2 Bathrooms

Interior: 719 sq.ft.

Exterior: 109 sq.ft.

Total: 828 sq.ft.



TOWER C



FLOORS 10-31



All drawings, illustrations, renderings, and views from (or of) proposed buildings shown on any brochures, advertisements, scale models, and/or marketing materials are conceptual artist's renderings only and the vendor makes no representation or warranty relating to same. Any stated areas and/or dimensions shown are approximate only and subject to normal construction variances. Actual usable floor space may vary from any stated or depicted floor area and the unit shall be measured in accordance with the provisions set out in HCRA Directive - Floor Area Calculations. Any and all measurements and/or specifications are subject to change without notice. Without limiting the foregoing, the purchaser is advised that the design, finishes, and specifications of the balcony appurtenant to the unit may vary from the design and/or finishes shown on the marketing drawing, depending on the location of the unit being purchased within the key plan and the building, and the purchaser expressly acknowledges and consents to such variation. The layout of the suite may be reversed depending on the location of the unit within the project. Any furniture depicted is for illustration purposes only and does not necessarily reflect the fixtures, finishes, appliances, and/or electrical plan of the unit and is not included in the purchase price. The view from or through the windows to the exterior may be partially obstructed by materials affixed to the exterior cladding of the building as part of an overall design element and/or interior structural columns that may be required pursuant to the recommendations of the project's engineers. Ceiling heights are subject to bulkheads, exposed ducts, dropped ceilings and structural beams, as applicable pursuant to the plans. All features and finishes are subject to change without notice. E.&O.E. March 2025.

OPAL

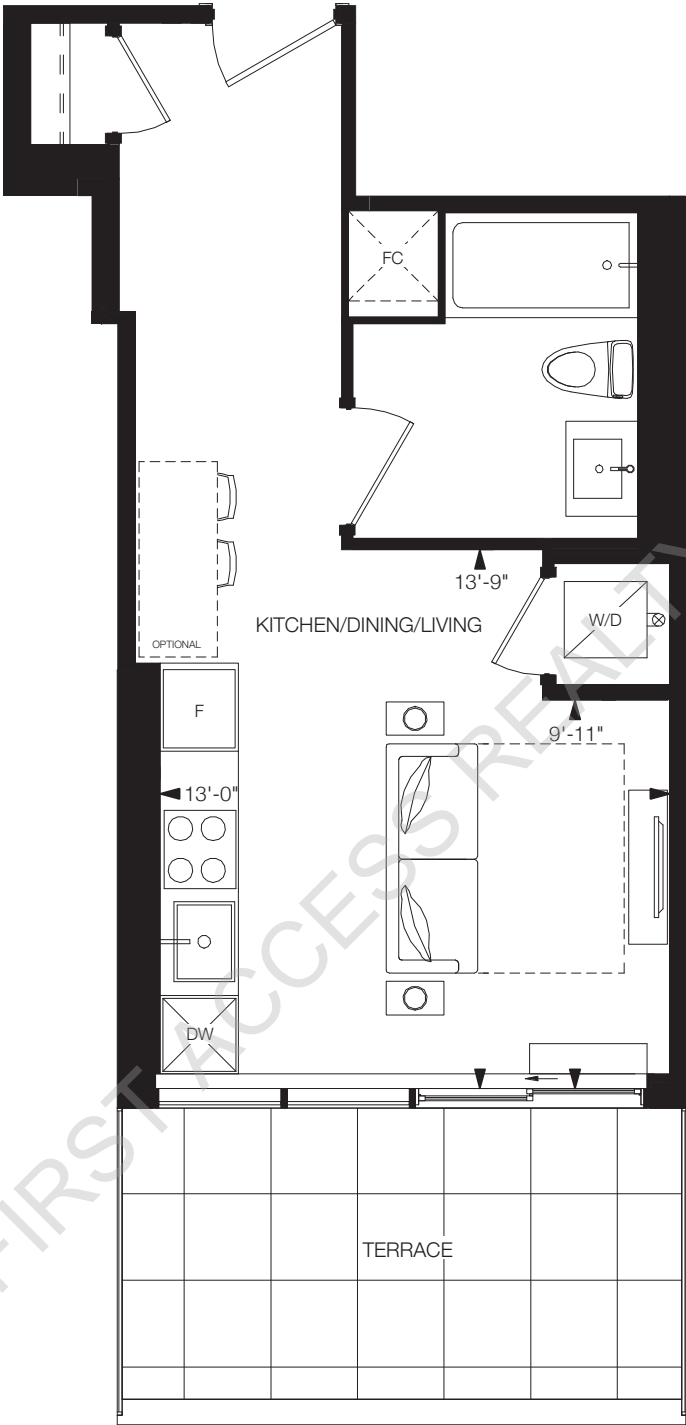
CHROME

Studio, 1 Bathroom

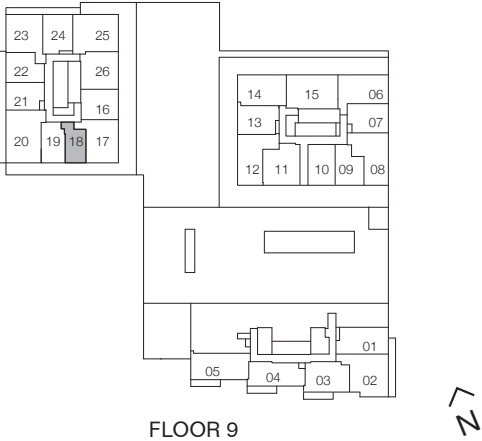
Interior: 385 sq.ft.

Exterior: 108 sq.ft.

Total: 493 sq.ft.



TOWER C



All drawings, illustrations, renderings, and views from (or of) proposed buildings shown on any brochures, advertisements, scale models, and/or marketing materials are conceptual artist's renderings only and the vendor makes no representation or warranty relating to same. Any stated areas and/or dimensions shown are approximate only and subject to normal construction variances. Actual usable floor space may vary from any stated or depicted floor area and the unit shall be measured in accordance with the provisions set out in HCRA Directive - Floor Area Calculations. Any and all measurements and/or specifications are subject to change without notice. Without limiting the foregoing, the purchaser is advised that the design, finishes, and specifications of the balcony appurtenant to the unit may vary from the design and/or finishes shown on the marketing drawing, depending on the location of the unit being purchased within the key plan and the building, and the purchaser expressly acknowledges and consents to such variation. The layout of the suite may be reversed depending on the location of the unit within the project. Any furniture depicted is for illustration purposes only and does not necessarily reflect the fixtures, finishes, appliances, and/or electrical plan of the unit and is not included in the purchase price. The view from or through the windows to the exterior may be partially obstructed by materials affixed to the exterior cladding of the building as part of an overall design element and/or interior structural columns that may be required pursuant to the recommendations of the project's engineers. Ceiling heights are subject to bulkheads, exposed ducts, dropped ceilings and structural beams, as applicable pursuant to the plans. All features and finishes are subject to change without notice. E.&O.E. March, 2025.

OPAL-1

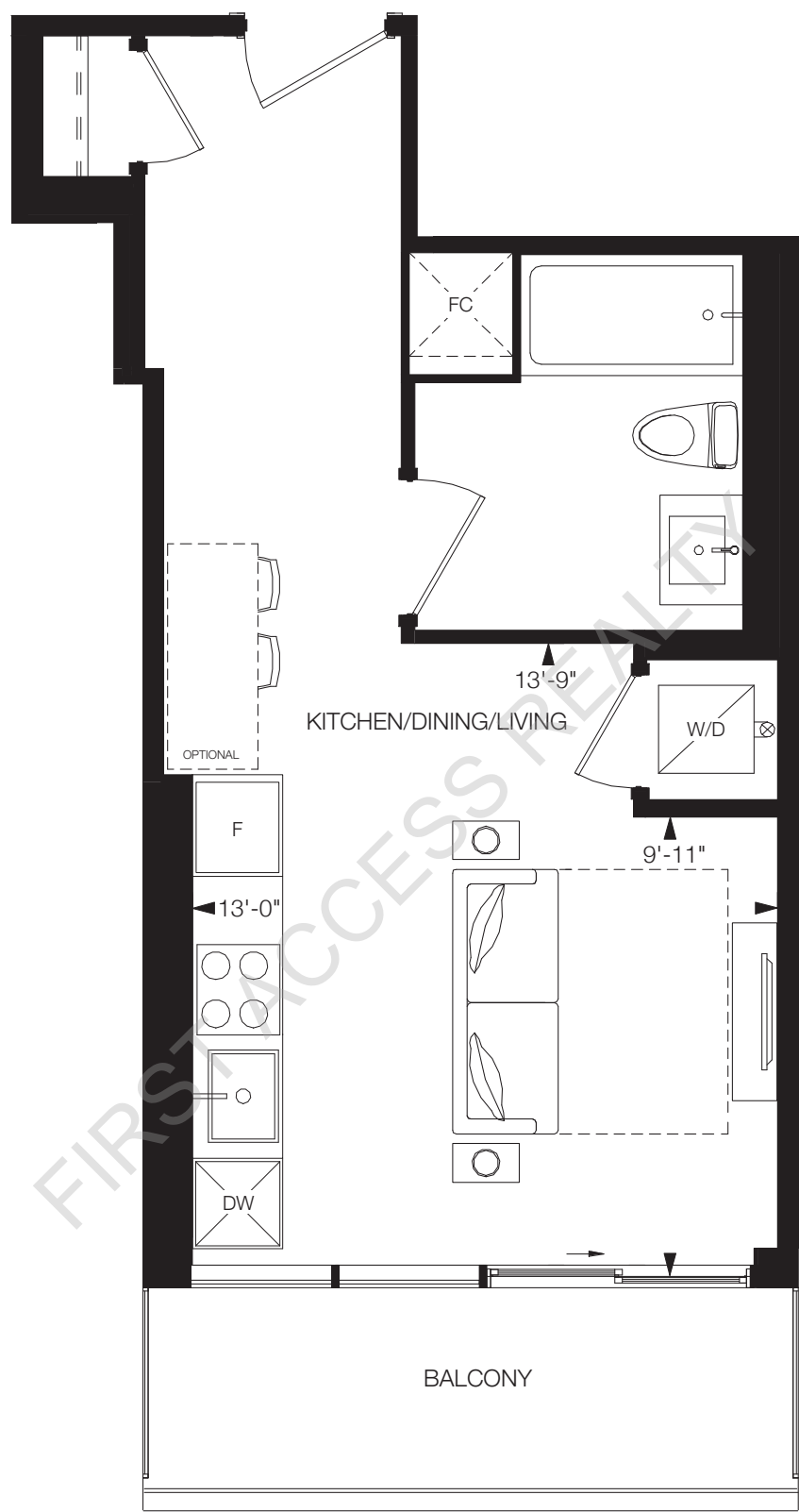
CHROME

Studio, 1 Bathroom

Interior: 385 sq.ft.

Exterior: 72 sq.ft.

Total: 457 sq.ft.



TOWER C



FLOOR 10

All drawings, illustrations, renderings, and views from (or of) proposed buildings shown on any brochures, advertisements, scale models, and/or marketing materials are conceptual artist's renderings only and the vendor makes no representation or warranty relating to same. Any stated areas and/or dimensions shown are approximate only and subject to normal construction variances. Actual usable floor space may vary from any stated or depicted floor area and the unit shall be measured in accordance with the provisions set out in HCRA Directive - Floor Area Calculations. Any and all measurements and/or specifications are subject to change without notice. Without limiting the foregoing, the purchaser is advised that the design, finishes, and specifications of the balcony appurtenant to the unit may vary from the design and/or finishes shown on the marketing drawing, depending on the location of the unit being purchased within the key plan and the building, and the purchaser expressly acknowledges and consents to such variation. The layout of the suite may be reversed depending on the location of the unit within the project. Any furniture depicted is for illustration purposes only and does not necessarily reflect the fixtures, finishes, appliances, and/or electrical plan of the unit and is not included in the purchase price. The view from or through the windows to the exterior may be partially obstructed by materials affixed to the exterior cladding of the building as part of an overall design element and/or interior structural columns that may be required pursuant to the recommendations of the project's engineers. Ceiling heights are subject to bulkheads, exposed ducts, dropped ceilings and structural beams, as applicable pursuant to the plans. All features and finishes are subject to change without notice. E.&O.E. March 2025.

AZURITE

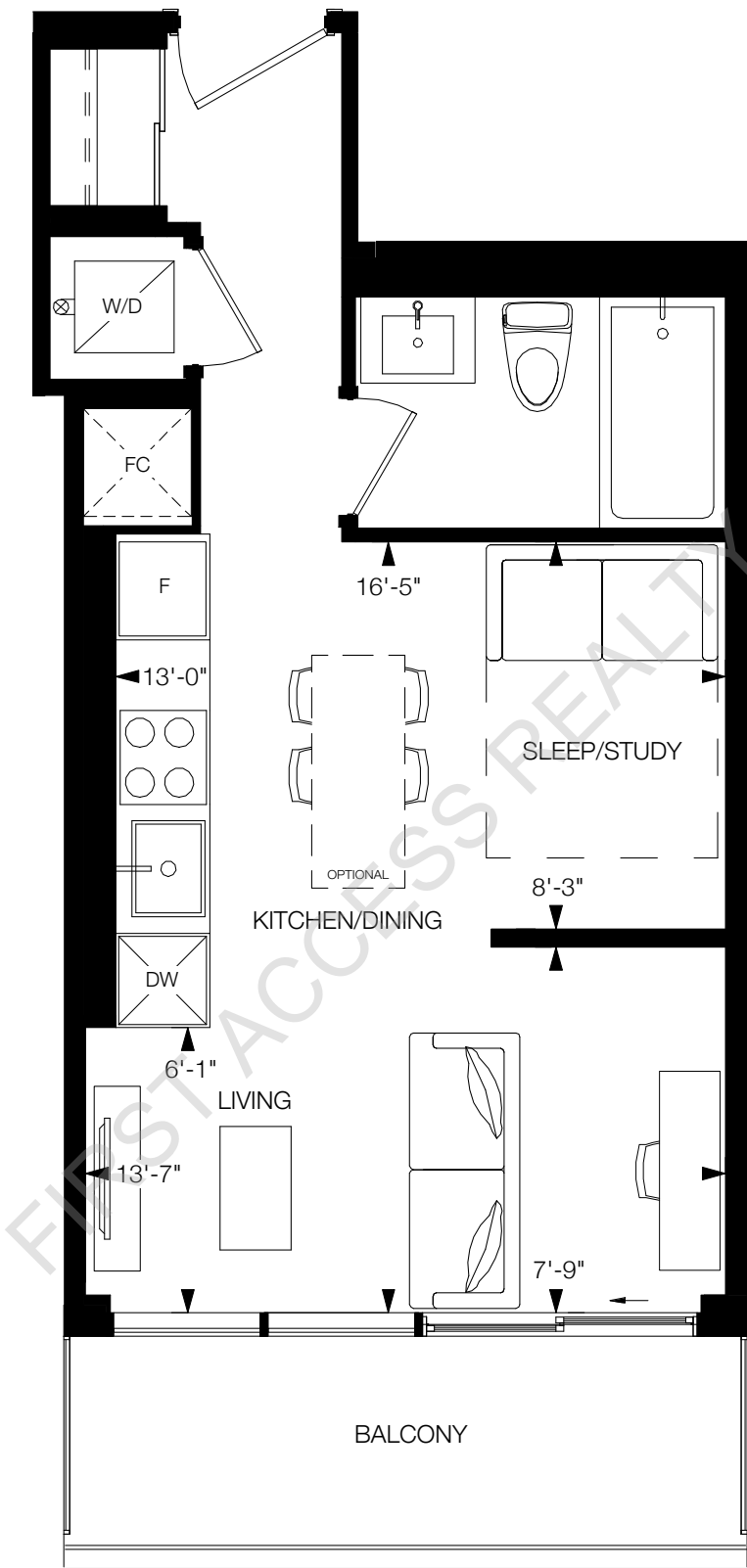
CHROME

Studio, 1 Bathroom

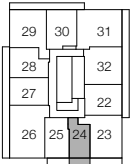
Interior: 375 sq.ft.

Exterior: 72 sq.ft.

Total: 447 sq.ft.



TOWER C



FLOORS 11-31

All drawings, illustrations, renderings, and views from (or of) proposed buildings shown on any brochures, advertisements, scale models, and/or marketing materials are conceptual artist's renderings only and the vendor makes no representation or warranty relating to same. Any stated areas and/or dimensions shown are approximate only and subject to normal construction variances. Actual usable floor space may vary from any stated or depicted floor area and the unit shall be measured in accordance with the provisions set out in HCRA Directive - Floor Area Calculations. Any and all measurements and/or specifications are subject to change without notice. Without limiting the foregoing, the purchaser is advised that the design, finishes, and specifications of the balcony appurtenant to the unit may vary from the design and/or finishes shown on the marketing drawing, depending on the location of the unit being purchased within the key plan and the building, and the purchaser expressly acknowledges and consents to such variation. The layout of the suite may be reversed depending on the location of the unit within the project. Any furniture depicted is for illustration purposes only and does not necessarily reflect the fixtures, finishes, appliances, and/or electrical plan of the unit and is not included in the purchase price. The view from or through the windows to the exterior may be partially obstructed by materials affixed to the exterior cladding of the building as part of an overall design element and/or interior structural columns that may be required pursuant to the recommendations of the project's engineers. Ceiling heights are subject to bulkheads, exposed ducts, dropped ceilings and structural beams, as applicable pursuant to the plans. All features and finishes are subject to change without notice. E.&O.E. March 2025.

JADE

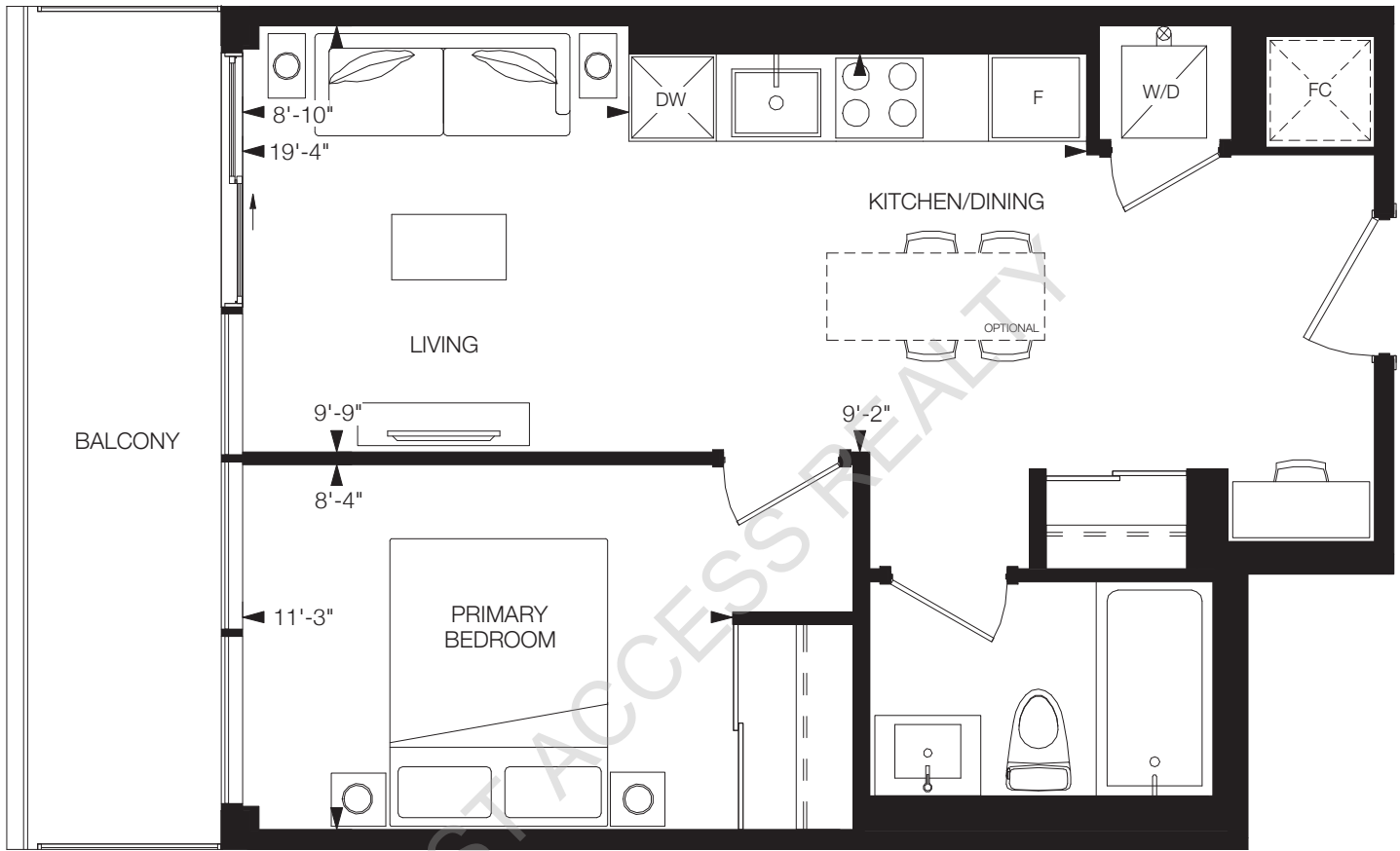
CHROME

1 Bedroom, 1 Bathroom

Interior: 500 sq.ft.

Exterior: 95 sq.ft.

Total: 595 sq.ft.



TOWER C



All drawings, illustrations, renderings, and views from (or of) proposed buildings shown on any brochures, advertisements, scale models, and/or marketing materials are conceptual artist's renderings only and the vendor makes no representation or warranty relating to same. Any stated areas and/or dimensions shown are approximate only and subject to normal construction variances. Actual usable floor space may vary from any stated or depicted floor area and the unit shall be measured in accordance with the provisions set out in HCRA Directive - Floor Area Calculations. Any and all measurements and/or specifications are subject to change without notice. Without limiting the foregoing, the purchaser is advised that the design, finishes, and specifications of the balcony appurtenant to the unit may vary from the design and/or finishes shown on the marketing drawing, depending on the location of the unit being purchased within the key plan and the building, and the purchaser expressly acknowledges and consents to such variation. The layout of the suite may be reversed depending on the location of the unit within the project. Any furniture depicted is for illustration purposes only and does not necessarily reflect the fixtures, finishes, appliances, and/or electrical plan of the unit and is not included in the purchase price. The view from or through the windows to the exterior may be partially obstructed by materials affixed to the exterior cladding of the building as part of an overall design element and/or interior structural columns that may be required pursuant to the recommendations of the project's engineers. Ceiling heights are subject to bulkheads, exposed ducts, dropped ceilings and structural beams, as applicable pursuant to the plans. All features and finishes are subject to change without notice. E.&O.E. March, 2025.

JADE-1

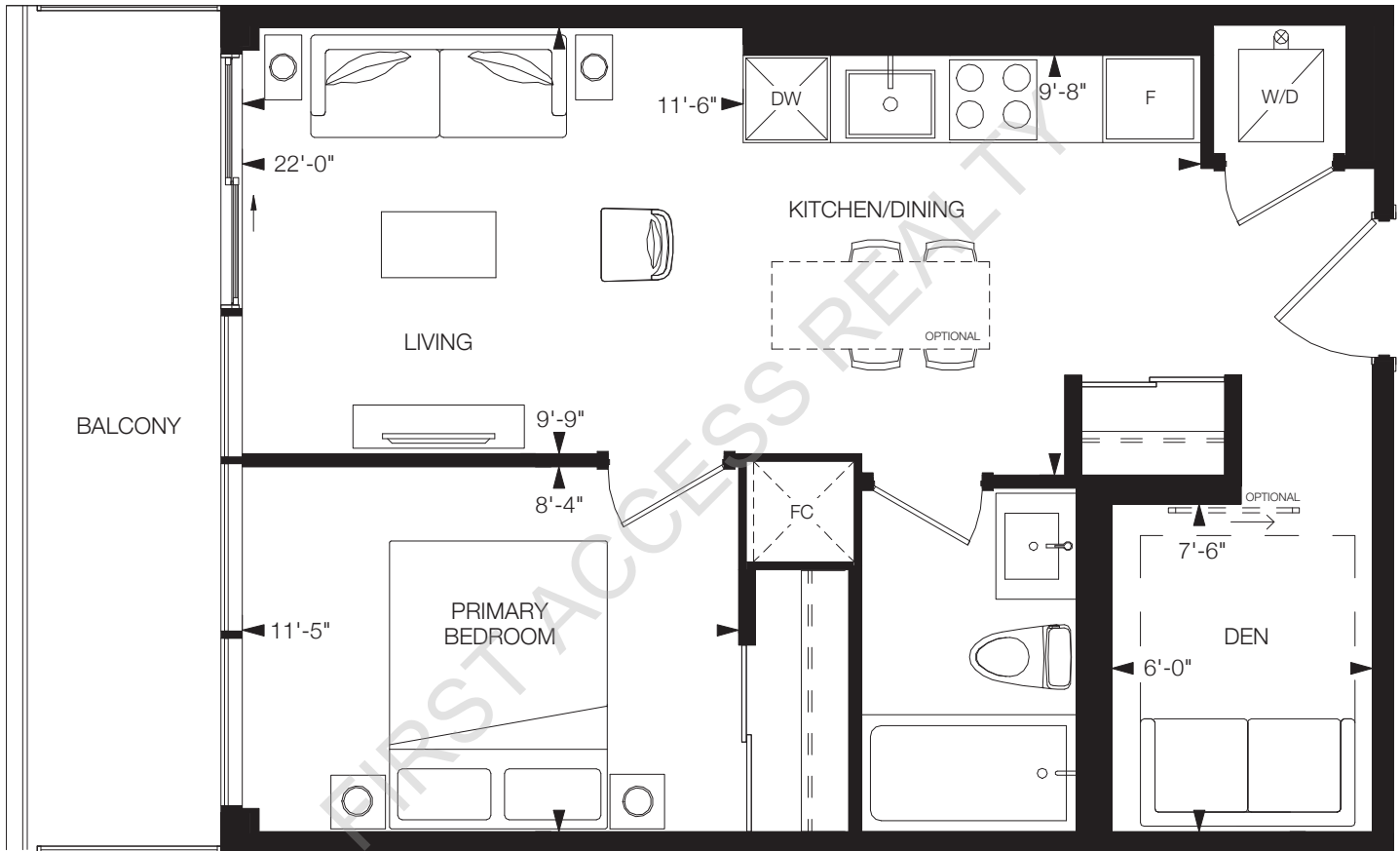
CHROME

1 Bedroom + Den, 1 Bathroom

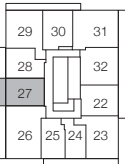
Interior: 521 sq.ft.

Exterior: 95 sq.ft.

Total: 616 sq.ft.



TOWER C



FLOORS 10-20, 22-31



All drawings, illustrations, renderings, and views from (or of) proposed buildings shown on any brochures, advertisements, scale models, and/or marketing materials are conceptual artist's renderings only and the vendor makes no representation or warranty relating to same. Any stated areas and/or dimensions shown are approximate only and subject to normal construction variances. Actual usable floor space may vary from any stated or depicted floor area and the unit shall be measured in accordance with the provisions set out in HCRA Directive - Floor Area Calculations. Any and all measurements and/or specifications are subject to change without notice. Without limiting the foregoing, the purchaser is advised that the design, finishes, and specifications of the balcony appurtenant to the unit may vary from the design and/or finishes shown on the marketing drawing, depending on the location of the unit being purchased within the key plan and the building, and the purchaser expressly acknowledges and consents to such variation. The layout of the suite may be reversed depending on the location of the unit within the project. Any furniture depicted is for illustration purposes only and does not necessarily reflect the fixtures, finishes, appliances, and/or electrical plan of the unit and is not included in the purchase price. The view from or through the windows to the exterior may be partially obstructed by materials affixed to the exterior cladding of the building as part of an overall design element and/or interior structural columns that may be required pursuant to the recommendations of the project's engineers. Ceiling heights are subject to bulkheads, exposed ducts, dropped ceilings and structural beams, as applicable pursuant to the plans. All features and finishes are subject to change without notice. E.&O.E. March 2025.



TOPAZ

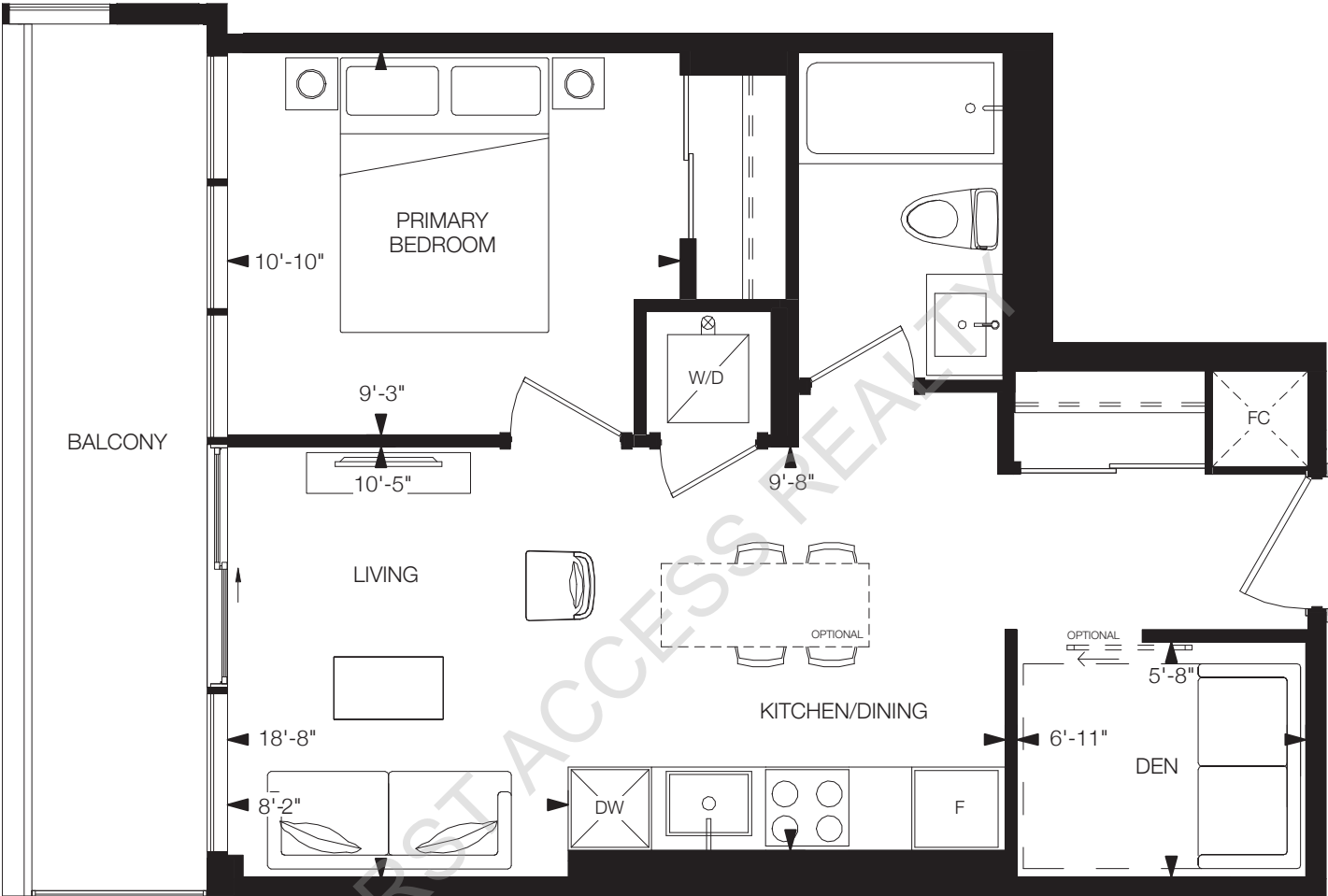
CHROME

1 Bedroom + Den, 1 Bathroom

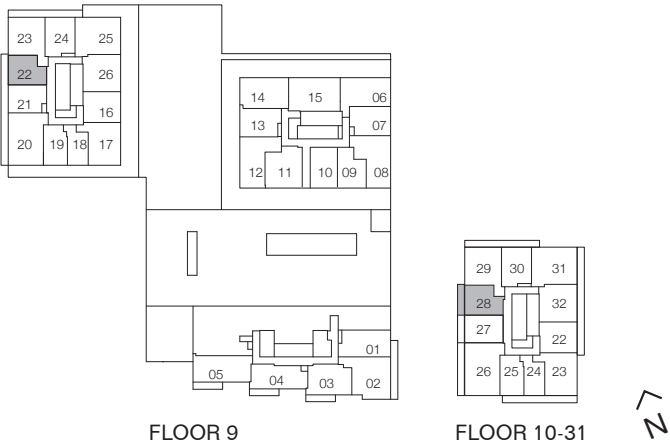
Interior: 509 sq.ft.

Exterior: 104 sq.ft.

Total: 613 sq.ft.



TOWER C



CULLINAN

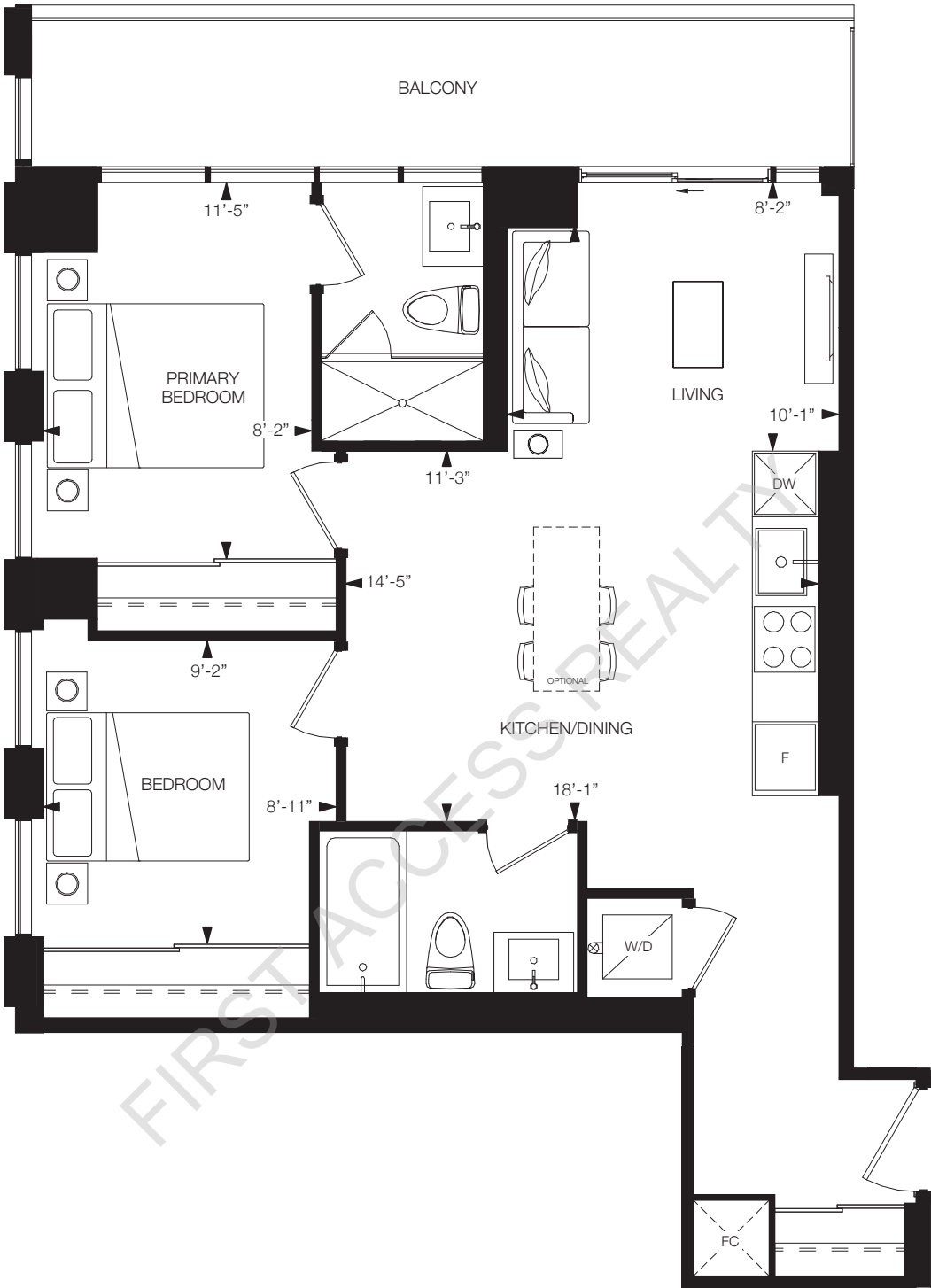
CHROME

2 Bedrooms, 2 Bathrooms

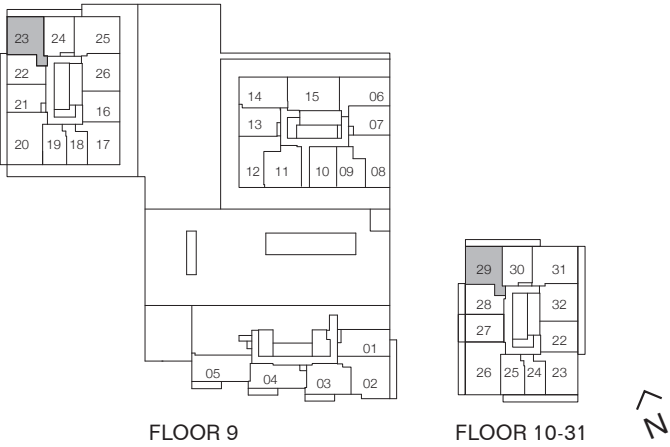
Interior: 734 sq.ft.

Exterior: 124 sq.ft.

Total: 858 sq.ft.



TOWER C



All drawings, illustrations, renderings, and views from (or of) proposed buildings shown on any brochures, advertisements, scale models, and/or marketing materials are conceptual artist's renderings only and the vendor makes no representation or warranty relating to same. Any stated areas and/or dimensions shown are approximate only and subject to normal construction variances. Actual usable floor space may vary from any stated or depicted floor area and the unit shall be measured in accordance with the provisions set out in HCRA Directive - Floor Area Calculations. Any and all measurements and/or specifications are subject to change without notice. Without limiting the foregoing, the purchaser is advised that the design, finishes, and specifications of the balcony appurtenant to the unit may vary from the design and/or finishes shown on the marketing drawing, depending on the location of the unit being purchased within the key plan and the building, and the purchaser expressly acknowledges and consents to such variation. The layout of the suite may be reversed depending on the location of the unit within the project. Any furniture depicted is for illustration purposes only and does not necessarily reflect the fixtures, finishes, appliances, and/or electrical plan of the unit and is not included in the purchase price. The view from or through the windows to the exterior may be partially obstructed by materials affixed to the exterior cladding of the building as part of an overall design element and/or interior structural columns that may be required pursuant to the recommendations of the project's engineers. Ceiling heights are subject to bulkheads, exposed ducts, dropped ceilings and structural beams, as applicable pursuant to the plans. All features and finishes are subject to change without notice. E.&O.E. March, 2025.

PEARL

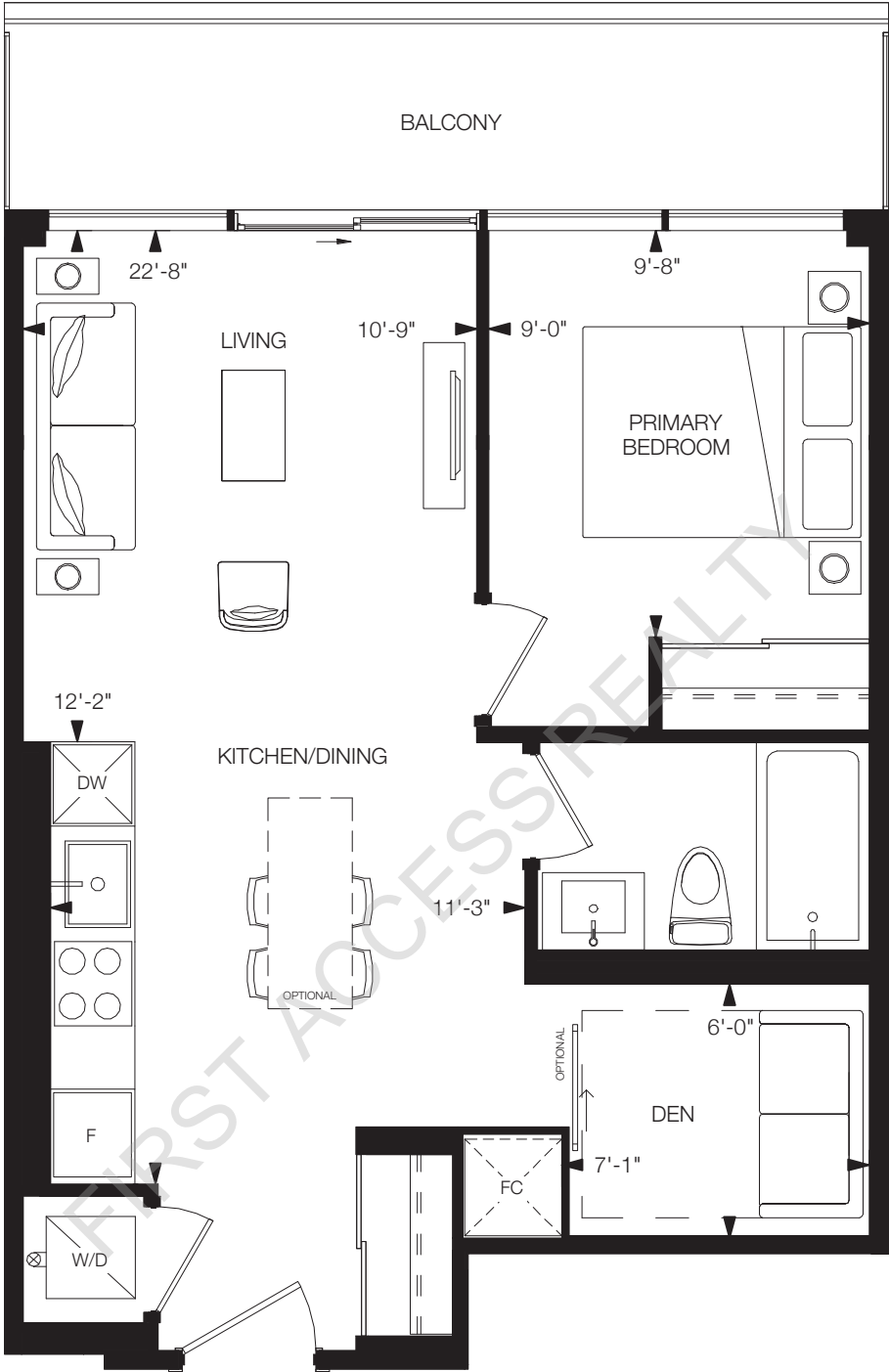
CHROME

1 Bedroom + Den, 1 Bathroom

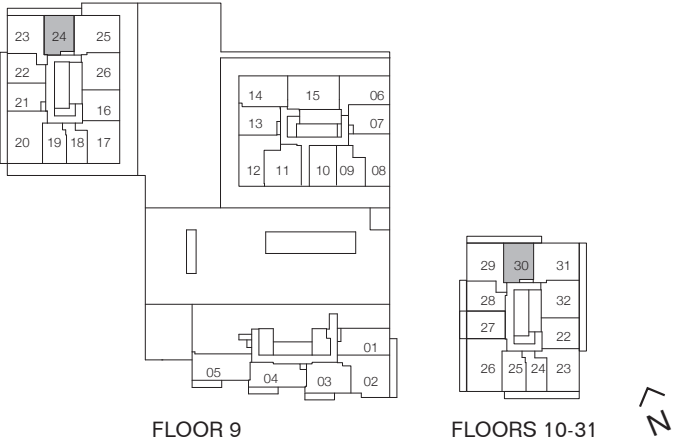
Interior: 555 sq.ft.

Exterior: 103 sq.ft.

Total: 658 sq.ft.



TOWER C



All drawings, illustrations, renderings, and views from (or of) proposed buildings shown on any brochures, advertisements, scale models, and/or marketing materials are conceptual artist's renderings only and the vendor makes no representation or warranty relating to same. Any stated areas and/or dimensions shown are approximate only and subject to normal construction variances. Actual usable floor space may vary from any stated or depicted floor area and the unit shall be measured in accordance with the provisions set out in HCRA Directive - Floor Area Calculations. Any and all measurements and/or specifications are subject to change without notice. Without limiting the foregoing, the purchaser is advised that the design, finishes, and specifications of the balcony appurtenant to the unit may vary from the design and/or finishes shown on the marketing drawing, depending on the location of the unit being purchased within the key plan and the building, and the purchaser expressly acknowledges and consents to such variation. The layout of the suite may be reversed depending on the location of the unit within the project. Any furniture depicted is for illustration purposes only and does not necessarily reflect the fixtures, finishes, appliances, and/or electrical plan of the unit and is not included in the purchase price. The view from or through the windows to the exterior may be partially obstructed by materials affixed to the exterior cladding of the building as part of an overall design element and/or interior structural columns that may be required pursuant to the recommendations of the project's engineers. Ceiling heights are subject to bulkheads, exposed ducts, dropped ceilings and structural beams, as applicable pursuant to the plans. All features and finishes are subject to change without notice. E.&O.E. March, 2025.

CITRINE-1

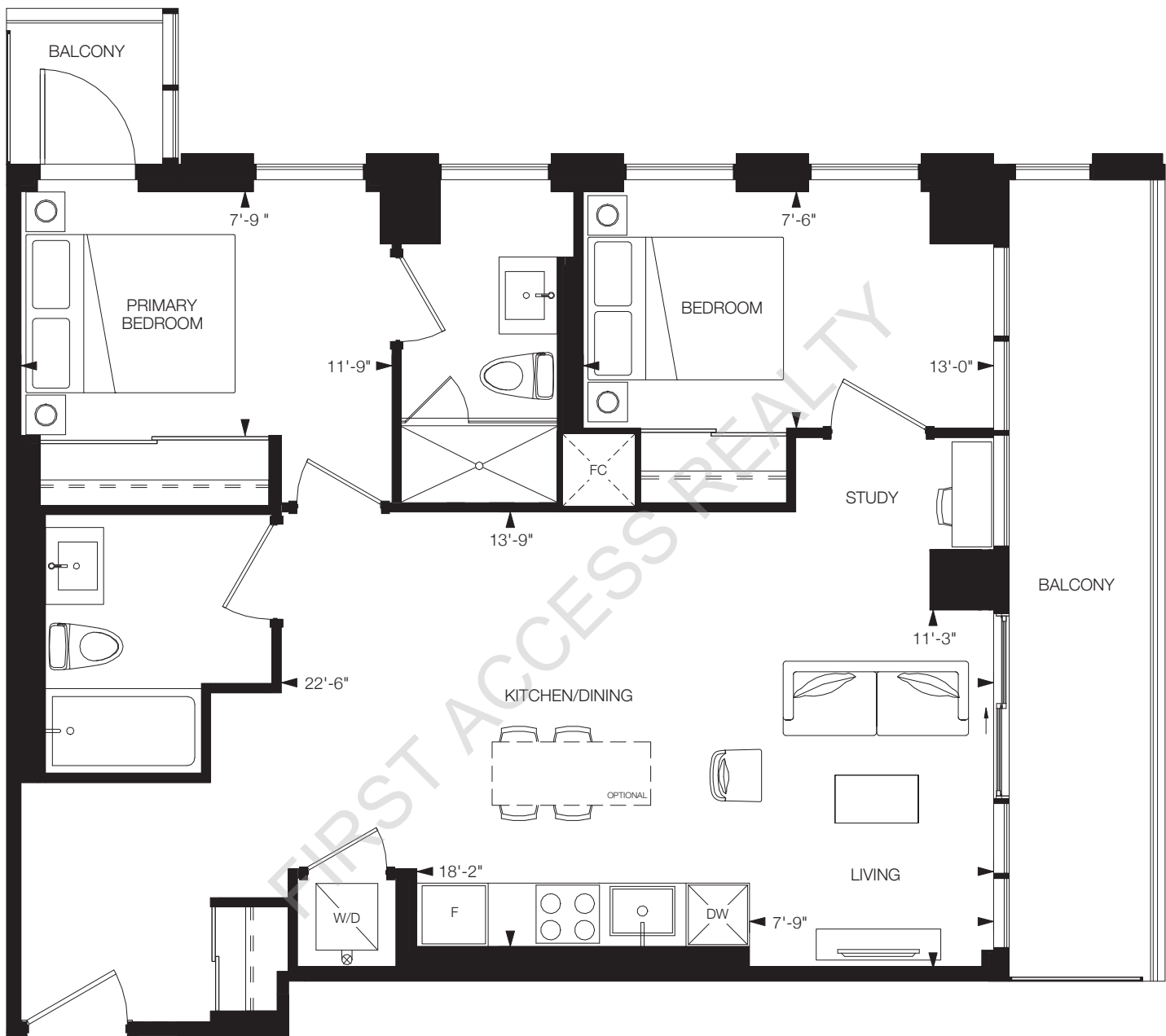
CHROME

2 Bedrooms, 2 Bathrooms

Interior: 837 sq.ft.

Exterior: 151 sq.ft.

Total: 988 sq.ft.



TOWER C



FLOORS 10-11

All drawings, illustrations, renderings, and views from (or of) proposed buildings shown on any brochures, advertisements, scale models, and/or marketing materials are conceptual artist's renderings only and the vendor makes no representation or warranty relating to same. Any stated areas and/or dimensions shown are approximate only and subject to normal construction variances. Actual usable floor space may vary from any stated or depicted floor area and the unit shall be measured in accordance with the provisions set out in HCRA Directive - Floor Area Calculations. Any and all measurements and/or specifications are subject to change without notice. Without limiting the foregoing, the purchaser is advised that the design, finishes, and specifications of the balcony appurtenant to the unit may vary from the design and/or finishes shown on the marketing drawing, depending on the location of the unit being purchased within the key plan and the building, and the purchaser expressly acknowledges and consents to such variation. The layout of the suite may be reversed depending on the location of the unit within the project. Any furniture depicted is for illustration purposes only and does not necessarily reflect the fixtures, finishes, appliances, and/or electrical plan of the unit and is not included in the purchase price. The view from or through the windows to the exterior may be partially obstructed by materials affixed to the exterior cladding of the building as part of an overall design element and/or interior structural columns that may be required pursuant to the recommendations of the project's engineers. Ceiling heights are subject to bulkheads, exposed ducts, dropped ceilings and structural beams, as applicable pursuant to the plans. All features and finishes are subject to change without notice. E.&O.E. March 2025.

DIAMOND-1

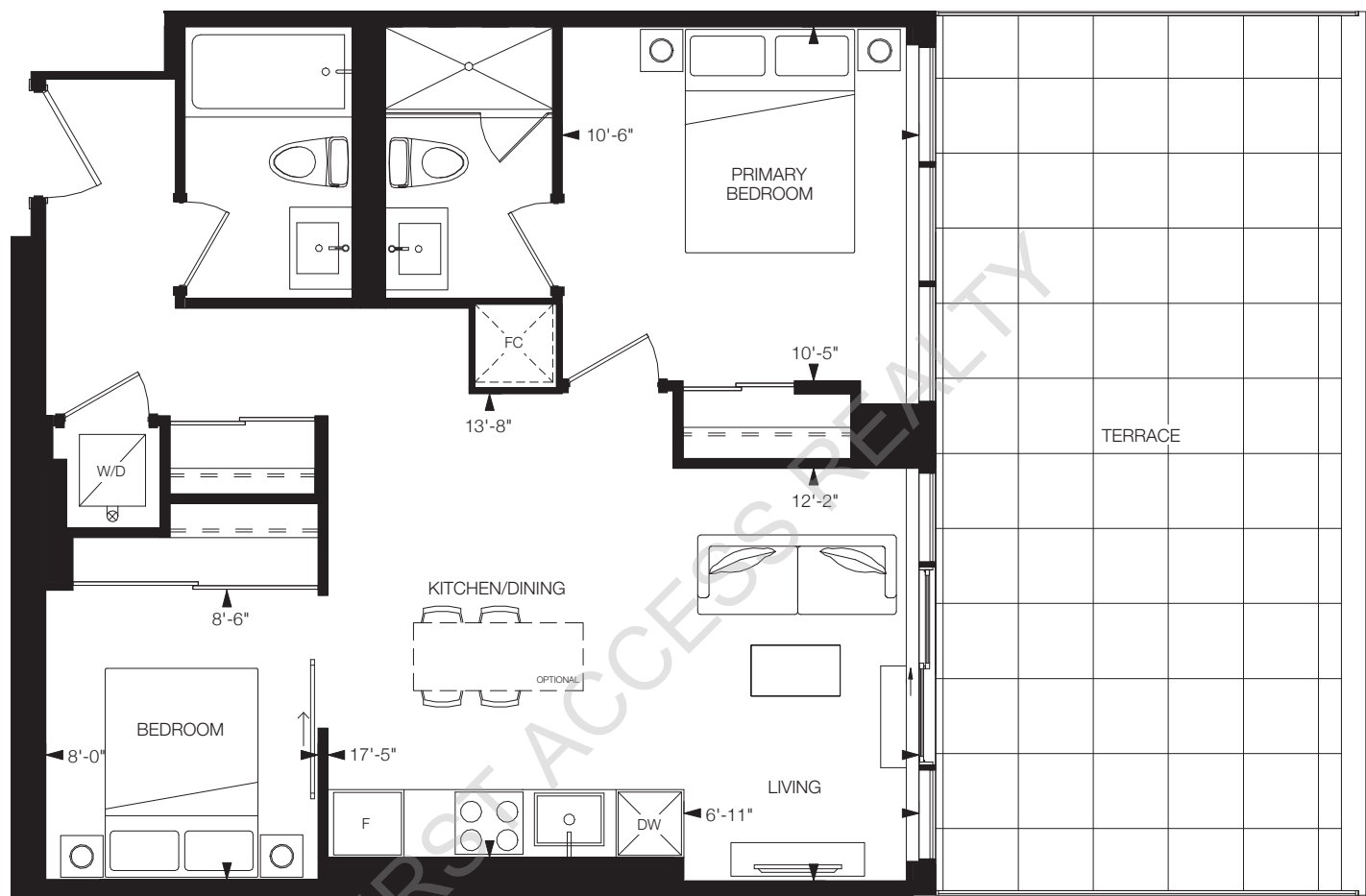
CHROME

2 Bedrooms, 2 Bathrooms

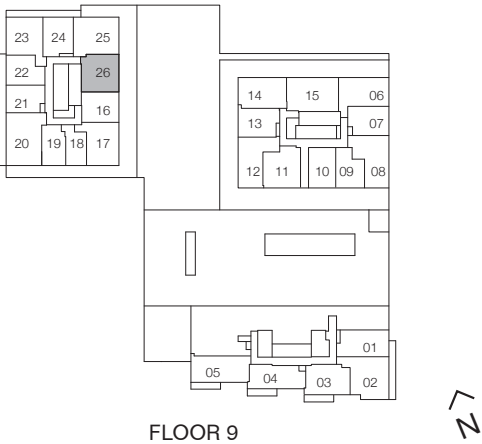
Interior: 701 sq.ft.

Exterior: 312 sq.ft.

Total: 1,013 sq.ft.



TOWER C



All drawings, illustrations, renderings, and views from (or of) proposed buildings shown on any brochures, advertisements, scale models, and/or marketing materials are conceptual artist's renderings only and the vendor makes no representation or warranty relating to same. Any stated areas and/or dimensions shown are approximate only and subject to normal construction variances. Actual usable floor space may vary from any stated or depicted floor area and the unit shall be measured in accordance with the provisions set out in HCRA Directive - Floor Area Calculations. Any and all measurements and/or specifications are subject to change without notice. Without limiting the foregoing, the purchaser is advised that the design, finishes, and specifications of the balcony appurtenant to the unit may vary from the design and/or finishes shown on the marketing drawing, depending on the location of the unit being purchased within the key plan and the building, and the purchaser expressly acknowledges and consents to such variation. The layout of the suite may be reversed depending on the location of the unit within the project. Any furniture depicted is for illustration purposes only and does not necessarily reflect the fixtures, finishes, appliances, and/or electrical plan of the unit and is not included in the purchase price. The view from or through the windows to the exterior may be partially obstructed by materials affixed to the exterior cladding of the building as part of an overall design element and/or interior structural columns that may be required pursuant to the recommendations of the project's engineers. Ceiling heights are subject to bulkheads, exposed ducts, dropped ceilings and structural beams, as applicable pursuant to the plans. All features and finishes are subject to change without notice. E.&O.E. March, 2025.

DIAMOND

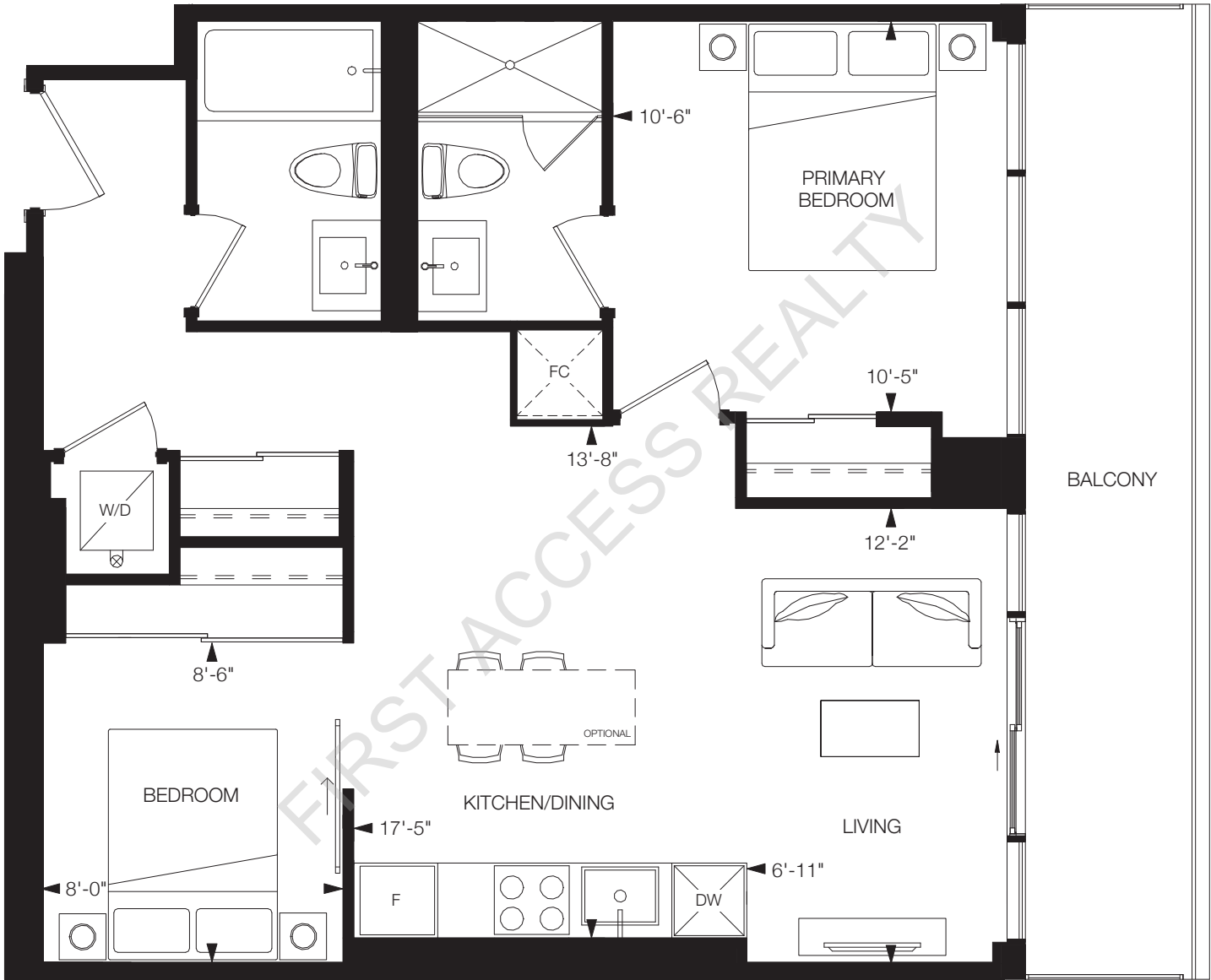
CHROME

2 Bedrooms, 2 Bathrooms

Interior: 701 sq.ft.

Exterior: 128 sq.ft.

Total: 829 sq.ft.



TOWER C



FLOORS 10-31

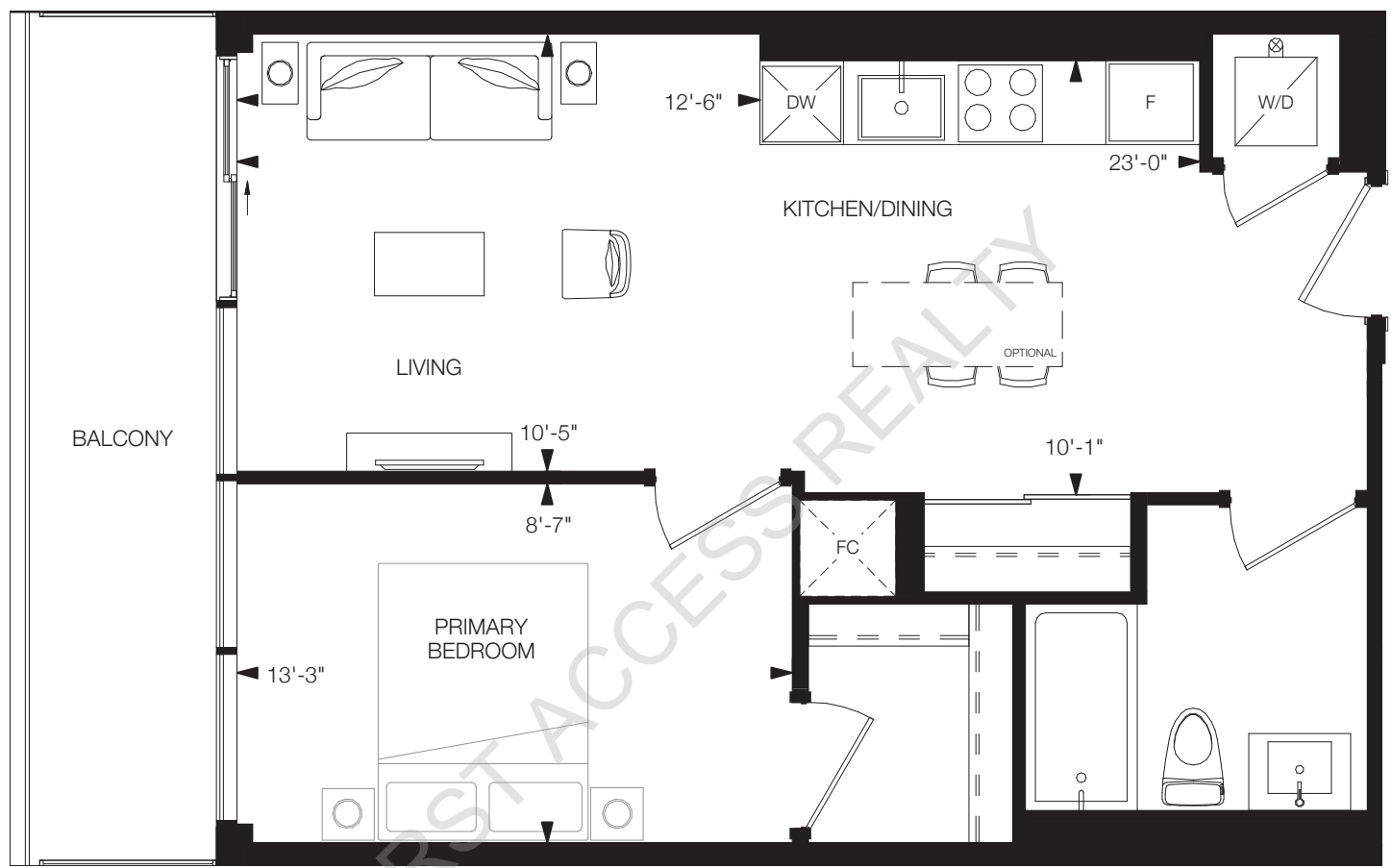


All drawings, illustrations, renderings, and views from (or of) proposed buildings shown on any brochures, advertisements, scale models, and/or marketing materials are conceptual artist's renderings only and the vendor makes no representation or warranty relating to same. Any stated areas and/or dimensions shown are approximate only and subject to normal construction variances. Actual usable floor space may vary from any stated or depicted floor area and the unit shall be measured in accordance with the provisions set out in HCRA Directive - Floor Area Calculations. Any and all measurements and/or specifications are subject to change without notice. Without limiting the foregoing, the purchaser is advised that the design, finishes, and specifications of the balcony appurtenant to the unit may vary from the design and/or finishes shown on the marketing drawing, depending on the location of the unit being purchased within the key plan and the building, and the purchaser expressly acknowledges and consents to such variation. The layout of the suite may be reversed depending on the location of the unit within the project. Any furniture depicted is for illustration purposes only and does not necessarily reflect the fixtures, finishes, appliances, and/or electrical plan of the unit and is not included in the purchase price. The view from or through the windows to the exterior may be partially obstructed by materials affixed to the exterior cladding of the building as part of an overall design element and/or interior structural columns that may be required pursuant to the recommendations of the project's engineers. Ceiling heights are subject to bulkheads, exposed ducts, dropped ceilings and structural beams, as applicable pursuant to the plans. All features and finishes are subject to change without notice. E.&O.E. March 2025.

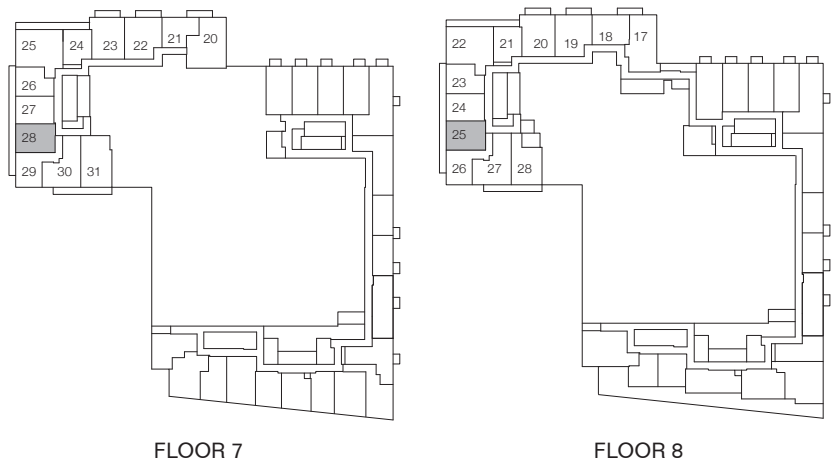
# REFINE

# CHROME

1 Bedroom, 1 Bathroom  
Interior: 568 sq.ft.  
Exterior: 100 sq.ft.  
Total: 668 sq.ft.



## TOWER C



All drawings, illustrations, renderings, and views from (or of) proposed buildings shown on any brochures, advertisements, scale models, and/or marketing materials are conceptual artist's renderings only and the vendor makes no representation or warranty relating to same. Any stated areas and/or dimensions shown are approximate only and subject to normal construction variances. Actual usable floor space may vary from any stated or depicted floor area and the unit shall be measured in accordance with the provisions set out in HCRA Directive - Floor Area Calculations. Any and all measurements and/or specifications are subject to change without notice. Without limiting the foregoing, the purchaser is advised that the design, finishes, and specifications of the balcony appurtenant to the unit may vary from the design and/or finishes shown on the marketing drawing, depending on the location of the unit being purchased within the key plan and the building, and the purchaser expressly acknowledges and consents to such variation. The layout of the suite may be reversed depending on the location of the unit within the project. Any furniture depicted is for illustration purposes only and does not necessarily reflect the fixtures, finishes, appliances, and/or electrical plan of the unit and is not included in the purchase price. The view from or through the windows to the exterior may be partially obstructed by materials affixed to the exterior cladding of the building as part of an overall design element and/or interior structural columns that may be required pursuant to the recommendations of the project's engineers. Ceiling heights are subject to bulkheads, exposed ducts, dropped ceilings and structural beams, as applicable pursuant to the plans. All features and finishes are subject to change without notice. E.&O.E. March, 2025.

LANCET-1

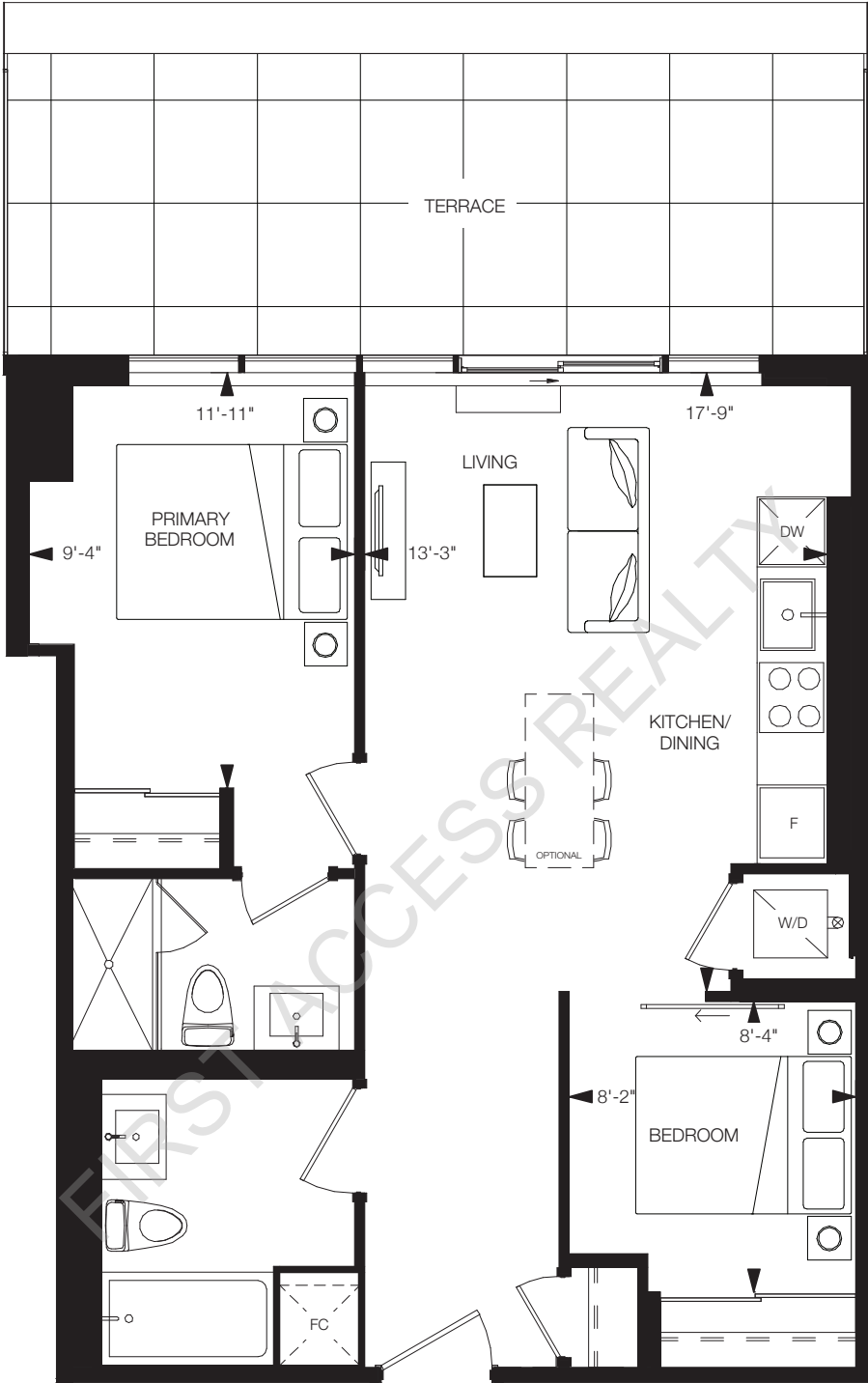
CHROME

2 Bedrooms, 2 Bathrooms

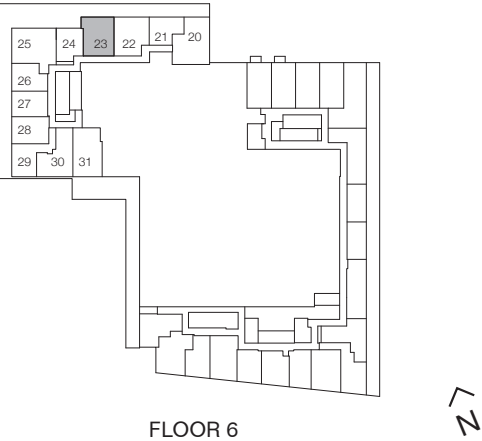
Interior: 701 sq.ft.

Exterior: 214 sq.ft.

Total: 915 sq.ft.



TOWER C



All drawings, illustrations, renderings, and views from (or of) proposed buildings shown on any brochures, advertisements, scale models, and/or marketing materials are conceptual artist's renderings only and the vendor makes no representation or warranty relating to same. Any stated areas and/or dimensions shown are approximate only and subject to normal construction variances. Actual usable floor space may vary from any stated or depicted floor area and the unit shall be measured in accordance with the provisions set out in HCRA Directive - Floor Area Calculations. Any and all measurements and/or specifications are subject to change without notice. Without limiting the foregoing, the purchaser is advised that the design, finishes, and specifications of the balcony appurtenant to the unit may vary from the design and/or finishes shown on the marketing drawing, depending on the location of the unit being purchased within the key plan and the building, and the purchaser expressly acknowledges and consents to such variation. The layout of the suite may be reversed depending on the location of the unit within the project. Any furniture depicted is for illustration purposes only and does not necessarily reflect the fixtures, finishes, appliances, and/or electrical plan of the unit and is not included in the purchase price. The view from or through the windows to the exterior may be partially obstructed by materials affixed to the exterior cladding of the building as part of an overall design element and/or interior structural columns that may be required pursuant to the recommendations of the project's engineers. Ceiling heights are subject to bulkheads, exposed ducts, dropped ceilings and structural beams, as applicable pursuant to the plans. All features and finishes are subject to change without notice. E.&O.E. March, 2025.