

MARKET

STATS AT A GLANCE

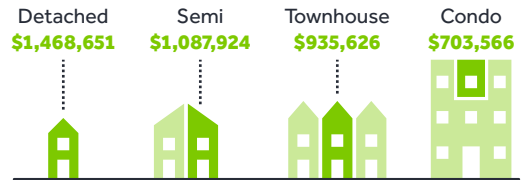


MARCH 2023

AVERAGE SELLING PRICE

\$1,108,606


14.6% less than
Mar. '22 (**\$1,298,666**)



HOME SALES

6,896

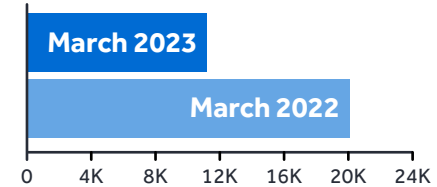
36.5% less than
Mar. '22 (**10,862**)



NEW LISTINGS

11,184

44% less than
Mar. '22 (**20,061**)



SALES-TO-NEW-LISTINGS RATIO

Mar. 2023: $(6,896 \div 11,184) \times 100 =$

Mar. 2022: $(10,862 \div 20,061) \times 100 =$

