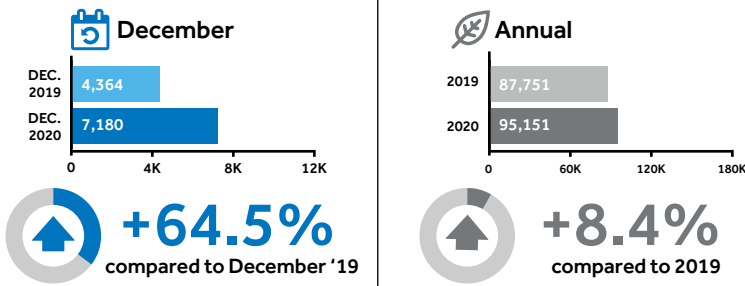


Market Watch by the Numbers

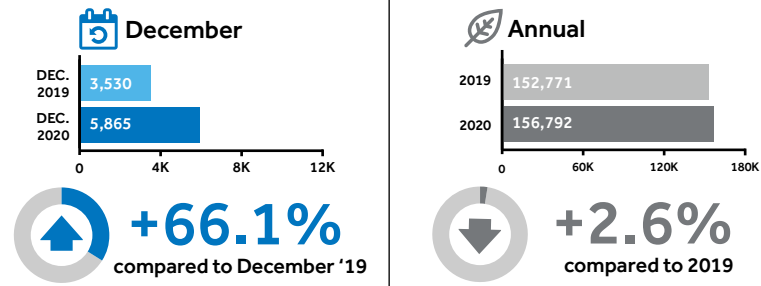
December 2020 and Year in Review



Total Residential Transactions



Total New Listings



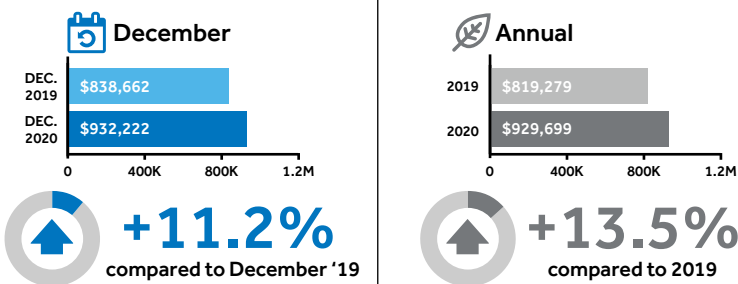
“ The next 12 months will be critical as we chart our path through recovery. In particular, the impact of resumption in immigration and the re-opening of the economy will be key. ”

– John DiMichele, TRREB CEO

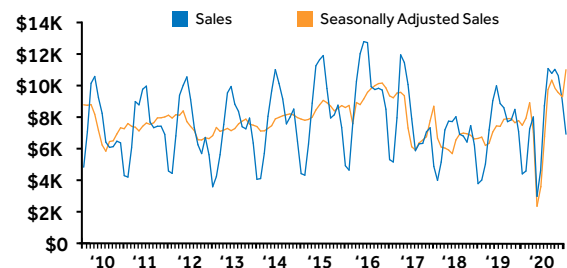
“ Following the steep COVID-induced drop-off in demand during the spring, home sales roared back to record levels throughout the summer and fall. ”

– Lisa Patel, TRREB President

Average Selling Price



Seasonally Adjusted Figures



What is Seasonal Adjustment?

Seasonality refers to a monthly (or quarterly) pattern that occurs in roughly the same manner from one year to the next, e.g., sales are highest in the spring and lowest in the winter each year.

*Preliminary seasonal adjustment undertaken by CREA. Removing normal seasonal variations allows for more meaningful analysis of monthly changes and underlying trends.